

## BUILDING WIRE SPECIFICATIONS ROMEX® SIMpull® NMD90

- COPPER CONDUCTORS
- 300 VOLTS / -40°C MIN, 90°C MAX

### APPLICATIONS

Southwire's Romex® SIMpull® NMD90 cables may be used for both exposed work in dry locations or concealed work in dry or damp locations.

The maximum allowable conductor temperature is 90°C. The minimum recommended installation temperature is -25°C for two-conductor cables and -10°C for three-conductor cables (with suitable handling procedures). Material should be properly stored above 0°C for 24 hours prior to installation. The maximum voltage rating for all intended applications is 300 volts. Consult the Canadian Electrical Code<sup>1</sup> for further information related to applications.

### CODES / STANDARDS

Romex® SIMpull® NMD90 cables meet or exceed the following requirements:











- ASTM
- CSA C22.2 No. 48 (non-metallic sheathed cable)
- Canadian Electrical Code<sup>1</sup>

- PVC / NYLON INSULATION
- PVC JACKET

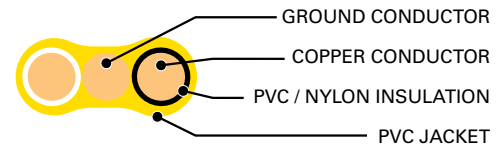
### CONSTRUCTION

Southwire's Romex® SIMpull® NMD90 cables are available as two- or three-conductor cables with a bare grounding conductor. It is manufactured using annealed (soft) copper conductors—compressed standing for stranded conductors; a heat-resistant thermoplastic polyvinyl chloride (PVC) insulation and nylon jacket for the individual conductors with a PVC jacket for the overall construction.

Conductors are white, black and red (for 3 conductor cables). Cable jackets are colour coded by size for quick identification:

Number of Conductors	Size (AWG)				
	14	12	10	8	6
2					
3					

Romex® SIMpull® NMD90 conductors feature SIM Technology jackets which reduces the coefficient of friction, allowing cables to be installed without external lubricants, resulting in reduced labour and materials costs.



End View

## SPECIFICATIONS

Conductor			Insulation Thickness		Ground Wire		Approximate Jacket Thickness		Approximate Cable Dimensions		Approximate Net Cable Weight		Allowable Ampacities <sup>1</sup> 30°C Ambient
Size (AWG)	Number of Conductors	Number of Strands	inches	mm	Size (AWG)	Number of Strands	inches	mm	inches	mm	lb/1000ft	kg/km	
14	2	1	0.034	0.86	14	1	0.030	0.76	0.388 x 0.192	9.86 x 4.88	68	101	25*
12	2	1	0.034	0.86	14	1	0.030	0.76	0.422 x 0.209	10.71 x 5.30	86	129	30*
10	2	1	0.034	0.86	12	1	0.030	0.76	0.481 x 0.230	12.21 x 5.84	122	182	40*
8	2	7	0.040	1.02	10	1	0.045	1.14	0.636 x 0.312	16.15 x 7.92	208	310	55
6	2	7	0.051	1.30	8	7	0.045	1.14	0.792 x 0.370	20.12 x 9.40	315	468	75
14	3	1	0.034	0.86	14	1	0.030	0.76	0.345	8.77	86	128	25*
12	3	1	0.034	0.86	14	1	0.030	0.76	0.381	9.69	114	169	30*
10	3	1	0.034	0.86	12	1	0.030	0.76	0.427	10.85	163	242	40*
8	3	7	0.040	1.02	10	1	0.045	1.14	0.570	14.47	275	408	55
6	3	7	0.051	1.30	8	7	0.045	1.14	0.695	17.65	421	627	75
3	3	7	0.051	1.30	6	7	0.080	2.03	0.925	23.48	799	1189	115

<sup>1</sup> 2015 Canadian Electrical Code Part I

† Allowable ampacities are for general use as specified by the Canadian Electrical Code, 2015, Table 2.

\* In accordance with the 2015 Canadian Electrical Code Part I Rule 14-104(2)