

Liquidtight Conduit

Malleable Iron Fittings

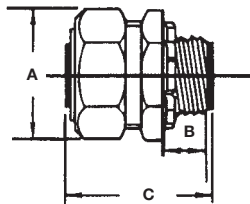


- Heavy duty malleable iron
- Zinc electroplated for corrosion resistance
- Tapered threaded hub complete with nitrile "O" ring and steel locknut

CI6103 (-IT) / CI6116 (-IT)



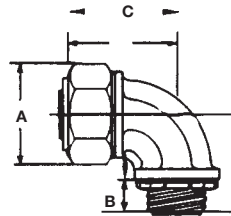
IT: with insulated throat



CI6303 (-IT) / CI6316 (-IT)



IT: with insulated throat



LT-450 / LT-453



Cat. No.	Trade Size (in.)	KO Size (in.)	Dimensions (in.)		
			A	B	C
Straight Liquidtight Fittings (Steel)					
CI6103	3/8	1/2	1-1/8	1/2	1-1/2
CI6104*	1/2	1/2	1-1/4	1/2	1-1/2
CI6106*	3/4	3/4	1-1/2	9/16	1-3/4
CI6108*	1	1	1-3/4	5/8	1-7/8
CI6110*	1-1/4	1-1/4	2-1/4	11/16	2-3/16
CI6112*	1-1/2	1-1/2	2-9/16	13/16	2-3/8
CI6116*	2	2	3-1/16	15/16	2-7/8
Straight Liquidtight Fittings – Insulated Throat (Malleable Iron)					
CI6103-IT*	3/8	1/2	1-1/8	1/2	1-9/16
CI6104-IT*	1/2	1/2	1-1/4	1/2	1-9/16
CI6106-IT*	3/4	3/4	1-1/2	9/16	1-13/16
CI6108-IT*	1	1	1-3/4	5/8	1-15/16
CI6110-IT*	1-1/4	1-1/4	2-1/4	11/16	2-1/4
CI6112-IT*	1-1/2	1-1/2	2-9/16	13/16	2-7/16
CI6116-IT*	2	2	3-1/16	15/16	2-15/16
90° Liquidtight Fittings (Malleable Iron)					
CI6303*	3/8	1/2	1-1/8	1/2	1-5/8
CI6304*	1/2	1/2	1-1/4	1/2	1-3/4
CI6306*	3/4	3/4	1-1/2	9/16	2-1/16
CI6308*	1	1	1-3/4	5/8	2-1/4
CI6310*	1-1/4	1-1/4	2-1/4	11/16	2-3/4
CI6312*	1-1/2	1-1/2	2-9/16	13/16	3-1/8
CI6316*	2	2	3-1/16	15/16	3-3/8
90° Liquidtight Fittings – Insulated Throat (Malleable Iron)					
CI6303-IT*	3/8	1/2	1-1/8	1/2	1-5/8
CI6304-IT*	1/2	1/2	1-1/4	1/2	1-3/4
CI6306-IT*	3/4	3/4	1-1/2	9/16	2-1/16
CI6308-IT*	1	1	1-3/4	5/8	2-1/4
CI6310-IT*	1-1/4	1-1/4	2-1/4	11/16	2-3/4
CI6312-IT*	1-1/2	1-1/2	2-9/16	13/16	3-1/8
CI6316-IT*	2	2	3-1/16	15/16	3-3/8
45° Liquidtight Fittings (Malleable Iron)					
LT-450	3/8	1/2	1-1/16	1/2	1-9/16
LT-451	1/2	1/2	1-3/16	1/2	1-5/8
LT-452	3/4	3/4	1-7/16	9/16	7/8
LT-453	1	1	1-3/4	5/8	2-1/8
45° Liquidtight Fittings - Insulated Throat (Malleable Iron)					
LT-950	3/8	1/2	1-1/16	1/2	1-9/16
LT-951	1/2	1/2	1-3/16	1/2	1-5/8
LT-952	3/4	3/4	1-7/16	9/16	1-7/8
LT-953	1	1	1-3/4	5/8	2-1/8



Liquidtight Conduit

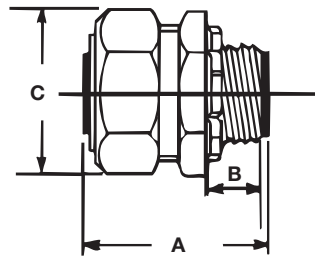
Zinc Alloy Fittings



CI6603 (-IT) / CI6632 (-IT)



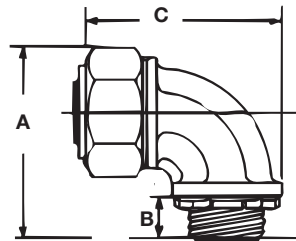
IT: with insulated throat



CI6703 (-IT) / CI6716 (-IT)



IT: with insulated throat



Cat. No.	Trade Size (in.)	KO Size (in.)	Dimensions (in.)		
			A	B	C
Straight Liquidtight Fittings (Zinc Alloy)					
CI6603	3/8	1/2	1.58	0.53	1.18
CI6604	1/2	1/2	1.52	0.53	1.29
CI6606	3/4	3/4	1.69	0.53	1.57
CI6608	1	1	2.06	0.58	1.81
CI6610	1-1/4	1-1/4	2.06	0.61	2.18
CI6612	1-1/2	1-1/2	2.09	0.63	2.51
CI6616	2	2	2.15	0.63	3.03
CI6620	2-1/2	2-1/2	3.54	1.02	3.68
CI6624	3	3	4.05	1.07	4.38
CI6632	4	4	4.99	1.15	5.54
Straight Liquidtight Fittings – Insulated Throat (Zinc Alloy)					
CI6603-IT	3/8	1/2	1.66	0.63	1.18
CI6604-IT	1/2	1/2	1.62	0.63	1.29
CI6606-IT	3/4	3/4	1.79	0.63	1.57
CI6608-IT	1	1	2.16	0.68	1.81
CI6610-IT	1-1/4	1-1/4	2.16	0.71	2.18
CI6612-IT	1-1/2	1-1/2	2.19	0.73	2.51
CI6616-IT	2	2	2.25	0.73	3.03
CI6620-IT	2-1/2	2-1/2	3.64	1.12	3.68
CI6624-IT	3	3	4.15	1.17	4.38
CI6632-IT	4	4	5.09	1.25	5.54
90° Liquidtight Fittings (Zinc Alloy)					
CI6703	3/8	1/2	2.11	0.53	2.53
CI6704	1/2	1/2	2.24	0.53	2.46
CI6706	3/4	3/4	2.47	0.55	2.79
CI6708	1	1	3.46	0.58	3.86
CI6710	1-1/4	1-1/4	3.37	0.67	3.99
CI6712	1-1/2	1-1/2	4.28	0.61	5.04
CI6716	2	2	4.21	0.71	5.06
LT-297	2-1/2	2-1/2	4.32	0.88	3.65
LT-298	3	3	4.81	0.88	4.32
LT-2910	4	4	5.32	0.88	5.32
90° Liquidtight Fittings – Insulated Throat (Zinc Alloy)					
CI6703-IT	3/8	1/2	2.27	0.63	2.53
CI6704-IT	1/2	1/2	2.24	0.63	2.46
CI6706-IT	3/4	3/4	2.54	0.65	2.79
CI6708-IT	1	1	3.25	0.68	3.86
CI6710-IT	1-1/4	1-1/4	3.50	0.77	3.99
CI6712-IT	1-1/2	1-1/2	4.30	0.71	5.04
CI6716-IT	2	2	5.16	0.81	5.06

Tapered threaded hub complete with zinc die cast locknut