





Side Mount Auxiliary Contact Blocks (1 & 2 Pole) ①②

| Contact Block | Description | NO | NC | Contact Arrangement | For use with... | Standard Contacts Catalog Number | Price Each |
|---|---|----|----|---------------------|-----------------|----------------------------------|--------------|
|  <p>1-pole (typical)</p>  <p>2-pole (typical)</p> | Auxiliary Contact Blocks for Side Mounting ①② <ul style="list-style-type: none"> • 1 and 2-pole • Two way numbering for right or left mounting on the contactor • Snap-on design - mounts without tools • Electronic compatible contacts 17V, 10mA • Late break / early make (L) available • Mirror contact performance to control relay poles | 0 | 1 | | CS7 all | CA7-PA-01 | See page A48 |
| | | 1 | 0 | | CS7 all | CA7-PA-10 | |
| | | 0 | 2 | | CS7 all | CA7-PA-02 | |
| | | 1 | 1 | | CS7 all | CA7-PA-11 | |
| | | 2 | 0 | | CS7 all | CA7-PA-20 | |
| | | 1L | 1L | | CS7 all | CA7-PA-L11 | |

Top Mount Auxiliary Contact Blocks (2 & 4 Pole) ②

| Contact Block | Description | NO | NC | Contact Arrangement | For use with... | Standard Contacts Catalog Number | Bifurcated Contacts Catalog Number | Price Each |
|---|--|------|------|---------------------|-----------------|----------------------------------|------------------------------------|--------------|
|  <p>2-pole (typical)</p>  <p>4-pole (typical)</p> | Auxiliary Contact Blocks for Top Mounting ② <ul style="list-style-type: none"> • 2 and 4 pole • Snap-on design - mounts without tools • Electronic compatible standard contacts down to 17V, 5mA, bifurcated version 5V, 3mA • Mechanically linked between N.O. and N.C. poles and to the control relay poles (excluding L types). • Several terminal numbering choices even for models with equal function • Late break / early make (L) available | 0 | 2 | | CS7 all | CS7-PV-02 | CS7-PVB-02 | See page A47 |
| | | 1 | 1 | | CS7 all | CS7-PV-11 | CS7-PVB-11 | |
| | | 2 | 0 | | CS7 all | CS7-PV-20 | CS7-PVB-20 | |
| | | 2 | 2 | | CS7 all | CS7-PV-22 | CS7-PVB-22 | |
| | | 3 | 1 | | CS7 all | CS7-PV-31 | CS7-PVB-31 | |
| | | 1 | 3 | | CS7 all | CS7-PV-13 | CS7-PVB-13 | |
| | | 4 | 0 | | CS7 all | CS7-PV-40 | CS7-PVB-40 | |
| | | 0 | 4 | | CS7 all | CS7-PV-04 | CS7-PVB-04 | |
| | | 1+1L | 1+1L | | CS7 all | CS7-PV-L22 | Not Available | |

① Side mounted auxiliaries may be field installed to increase the number of available poles. Please note that terminal markings may conflict with base relay and/or top mount auxiliary terminal markings.

② See page G14 for maximum number of auxiliaries to be mounted.