




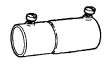





	Catalogue Number	Alternate Cat. No.	Size or Description	Packaging		List Price
				Case	Box	
Rigid Watertight Hub - Zinc Die Cast						
	201	151-DC	1/2"	250	25	\$ 1,953.85
	202	152-DC	3/4"	100	10	\$ 2,287.50
	203	153-DC	1"	100	10	\$ 2,739.58
	204	154-DC	1-1/4"	20	2	\$ 3,516.98
	205	155-DC	1-1/2"	20	2	\$ 3,906.46
	206	156-DC	2"	20	2	\$ 5,070.58
	207	157-DC	2-1/2"	2	-	\$ 10,055.35
	208	158-DC	3"	2	-	\$ 13,672.63
	209	159-DC	3-1/2"	1	-	\$ 17,909.21
	210	160-DC	4"	1	-	\$ 23,894.79
Rigid to Box Pull Elbow - Zinc Die Cast						
	361	71-DC2	1/2"	100	10	\$ 783.75
	362	72-DC2	3/4"	50	5	\$ 1,284.40
	363		1"	-	25	\$ 2,695.15
	364		1-1/4"	-	20	\$ 3,194.02
Rigid to Rigid Pull Elbow - Zinc Die Cast						
	351	81-DC	1/2"	100	10	\$ 818.03
	352	82-DC	3/4"	50	5	\$ 1,385.10
	353	83-DC	1"	-	25	\$ 2,928.85
	354	84-DC	1-1/4"	-	20	\$ 3,471.30
COMBINATION TYPE - Rigid OR EMT to Box (Threaded for Rigid - Set-Screw for EMT)						
	71-DCA		1/2"	100	10	\$ 825.00
	72-DCA		3/4"	50	5	\$ 1,352.00
COMBINATION TYPE - Rigid to Rigid OR EMT to EMT Threaded for Rigid - Set-Screw for EMT)						
	81-DCA		1/2"	100	10	\$ 861.08
	82-DCA		3/4"	50	5	\$ 1,458.00
	83-DCA		1"	-	25	\$ 3,083.00
	84-DCA		1-1/4"	-	20	\$ 3,654.00
Rigid to EMT Set Screw Coupling - Steel						
	391S		1/2" x 1/2"	250	25	\$ 177.11
	392S		3/4" x 3/4"	100	10	\$ 266.66
	393S		1" x 1"	100	10	\$ 390.73
Clamps - Malleable Iron						
	561		1/2"	1000	100	\$ 46.00
	562		3/4"	500	50	\$ 58.00
	563		1"	250	25	\$ 70.00
	564		1-1/4"	200	20	\$ 162.00
	565		1-1/2"	100	10	\$ 215.00
	566		2"	25	-	\$ 473.00
	567		2-1/2"	25	-	\$ 693.00
	568		3"	25	-	\$ 993.00
	569		3-1/2"	10	-	\$ 1,629.00
	570		4"	10	-	\$ 3,051.00
EMT / Rigid Clamp Backs						
	481		1/2"	250	25	\$ 95.00
	482		3/4"	250	25	\$ 120.00
	483		1"	250	25	\$ 162.00
	484		1-1/4"	100	10	\$ 192.00
	485		1-1/2"	100	10	\$ 230.00
	486		2"	50	5	\$ 483.00
	487		2-1/2"	25	-	\$ 1,003.00
	488		3"	10	-	\$ 1,374.00
	489		3-1/2"	10	-	\$ 1,810.00
	489A		4"	10	-	\$ 2,524.00

Catalogue Number	Alternate Cat. No.	Size or Description	Packaging		List Price
			Case	Box	
Rigid Reducer Bushings					
RB0538	RB1	1/2" x 3/8"	1000	100	\$ 96.00
RB0705	RB2	3/4" x 1/2"	1000	100	\$ 82.60
RB1005	RB3	1" x 1/2"	250	50	\$ 126.75
RB1007	RB4	1" x 3/4"	250	50	\$ 126.75
RB1205	RB5	1-1/4" x 1/2"	250	25	\$ 267.81
RB1207	RB6	1-1/4" x 3/4"	250	25	\$ 267.81
RB1210	RB7	1-1/4" x 1"	250	25	\$ 267.81
	RB1505	1-1/2" x 1/2"	250	25	\$ 416.53
	RB1507	1-1/2" x 3/4"	250	25	\$ 416.53
	RB1510	1-1/2" x 1"	250	25	\$ 416.53
	RB1512	1-1/2" x 1-1/4"	250	25	\$ 416.53
	RB2005	2" x 1/2"	-	10	\$ 587.33
	RB2007	2" x 3/4"	-	10	\$ 587.33
	RB2010	2" x 1"	-	10	\$ 587.33
	RB2012	2" x 1-1/4"	-	10	\$ 587.33
	RB2015	2" x 1-1/2"	-	10	\$ 587.33
	RB2510	2-1/2" x 1"	-	10	\$ 2,180.80
	RB2512	2-1/2" x 1-1/4"	-	10	\$ 2,180.80
	RB2515	2-1/2" x 1-1/2"	-	10	\$ 2,180.80
	RB2520	2-1/2" x 2"	-	10	\$ 1,677.60
	RB3012	3" x 1-1/4"	-	10	\$ 3,548.00
	RB3015	3" x 1-1/2"	-	10	\$ 3,548.00
	RB3020	3" x 2"	-	10	\$ 2,710.70
	RB3025	3" x 2-1/2"	-	10	\$ 2,170.70
	RB3515	3-1/2" x 1-1/2"	-	10	\$ 6,571.20
	RB3520	3-1/2" x 2"	-	10	\$ 6,571.20
	RB3525	3-1/2" x 2-1/2"	-	10	\$ 6,571.20
	RB3530	3-1/2" x 3"	-	10	\$ 6,571.20
	RB4020	4" x 2"	-	10	\$ 7,620.70
	RB4025	4" x 2-1/2"	-	10	\$ 7,620.70
	RB4030	4" x 3"	-	10	\$ 7,620.70
	RB4035	4" x 3-1/2"	-	10	\$ 7,620.70

Rigid Male Enlargers - Zinc Die Cast




981	1/2"M x 3/4"F	250	25	\$ 761.52
982	3/4"M x 1"F	100	10	\$ 945.75
983	1"M x 1-1/4"F	100	10	\$ 1,188.33

Rigid Floor Flange - Malleable Iron - Galvanized



291	1/2"	-	50	\$ 560.67
292	3/4"	-	50	\$ 629.09
293	1"	-	50	\$ 876.07
294	1-1/4"	-	25	\$ 1,062.44
295	1-1/2"	-	25	\$ 1,405.75
296	2"	-	25	\$ 1,826.63

Catalogue Number	Alternate Cat. No.	Size or Description	Packaging		List Price
			Case	Box	
Reducing Washers - Steel					
RW0705	900	3/4" x 1/2"	1000	100	\$ 9.38
RW1005	901	1" x 1/2"	1000	100	\$ 11.10
RW1007	902	1" x 3/4"	1000	100	\$ 11.10
RW1205	903	1-1/4" x 1/2"	500	50	\$ 20.48
RW1207	904	1-1/4" x 3/4"	500	50	\$ 20.48
RW1210	905	1-1/4" x 1"	500	50	\$ 20.48
	RW1505	1-1/2" x 1/2"	500	50	\$ 38.79
	RW1507	1-1/2" x 3/4"	500	50	\$ 38.79
	RW1510	1-1/2" x 1"	500	50	\$ 38.79
	RW1512	1-1/2" x 1-1/4"	500	50	\$ 38.79
RW2005	910	2" x 1/2"	250	25	\$ 45.99
RW2007	911	2" x 3/4"	250	25	\$ 45.99
RW2010	912	2" x 1"	250	25	\$ 45.99
RW2012	913	2" x 1-1/4"	250	25	\$ 45.99
RW2015	914	2" x 1-1/2"	250	25	\$ 45.99
RW2505	915	2-1/2" x 1/2"	250	25	\$ 109.48
RW2507	916	2-1/2" x 3/4"	250	25	\$ 109.48
RW2510	917	2-1/2" x 1"	250	25	\$ 109.48
RW2512	918	2-1/2" x 1-1/4"	250	25	\$ 109.48
RW2515	919	2-1/2" x 1-1/2"	250	25	\$ 109.48
RW2520	920	2-1/2" x 2"	250	25	\$ 109.48
RW3005	921	3" x 1/2"	25	-	\$ 253.74
RW3007	922	3" x 3/4"	25	-	\$ 253.74
RW3010	923	3" x 1"	25	-	\$ 253.74
RW3012	924	3" x 1-1/4"	25	-	\$ 253.74
RW3015	925	3" x 1-1/2"	25	-	\$ 253.74
RW3020	926	3" x 2"	25	-	\$ 253.74
RW3025	927	3" x 2-1/2"	25	-	\$ 253.74
RW3505	928	3-1/2" x 1/2"	10	-	\$ 638.60
RW3507	929	3-1/2" x 3/4"	10	-	\$ 638.60
RW3510	930	3-1/2" x 1"	10	-	\$ 638.60
RW3512	931	3-1/2" x 1-1/4"	10	-	\$ 638.60
RW3515	932	3-1/2" x 1-1/2"	10	-	\$ 638.60
RW3520	933	3-1/2" x 2"	10	-	\$ 638.60
RW3525	934	3-1/2" x 2-1/2"	10	-	\$ 638.60
RW3530	935	3-1/2" x 3"	10	-	\$ 638.60
RW4005	936	4" x 1/2"	10	-	\$ 1,450.00
RW4007	937	4" x 3/4"	10	-	\$ 1,450.00
RW4010	938	4" x 1"	10	-	\$ 1,450.00
RW4012	939	4" x 1-1/4"	10	-	\$ 1,450.00
RW4015	940	4" x 1-1/2"	10	-	\$ 1,450.00
RW4020	941	4" x 2"	10	-	\$ 1,450.00
RW4025	942	4" x 2-1/2"	10	-	\$ 1,450.00
RW4030	943	4" x 3"	10	-	\$ 1,450.00
RW4035	944	4" x 3-1/2"	10	-	\$ 1,450.00