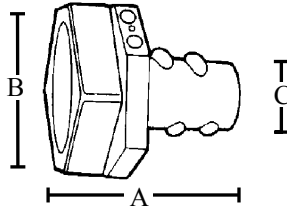


# Combination Couplings

## Screw In Type - EMT Compression to Flex



### Features

- Screw in to compression type
- Combination coupling used to join flexible metal conduit to EMT

### Applications

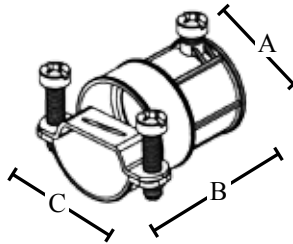
- Indoor use only
- Use to join EMT conduit to flexible metallic conduit
- Suitable for: 1/2" steel, steel reduced wall and aluminum flexible metal conduit to EMT and 3/4"-1" flexible metal conduit to EMT

### Standard Material

- Zinc die cast

Catalog Number	UPC	Size	Unit Carton	Ship Case	Weight/Case	A	B	C
<b>131</b>	10840	<b>1/2" - 1/2"</b>	50	500	40	1.660	1.00	.723
<b>132</b>	10850	<b>3/4" - 3/4"</b>	25	250	28	1.680	1.180	.931
<b>133</b>	10860	<b>1" - 1"</b>	25	250	58	1.895	1.625	1.070

## Set Screw to Clamp Type - EMT to Flex



### Features

- Tri combo screw
- Set screw to clamp type
- EMT to flex combination coupling
- UL listed

### Applications

- Indoor use only
- Use to join EMT conduit to flexible metal conduit

### Standard Material

- Zinc die cast
- Zinc plated steel strap

Catalog Number	UPC	Size	Unit Carton	Ship Case	Weight/Case	A	B	C
<b>181</b>	11420	<b>1/2" - 1/2"</b>	25	250	25	1.13	1.66	1.58
<b>182</b>	11430	<b>3/4" - 3/4"</b>	---	100	15	1.34	1.91	1.81
<b>182A</b>	11431	<b>1" - 1"</b>	---	50	13	1.58	2.19	2.13

# BX-Flex Connectors

## 90° - Squeeze Type - Zinc



### Features

- Squeeze type

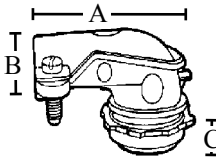
### Applications

- Indoor use only
- In a dry location, use to connect flexible metal conduit, aluminum and steel AC and MC cable to a steel outlet box or other metal enclosure
- 3/8" size fits 1/2" knockout

- Suitable For: 3/8" - 3/4" steel and aluminum armored cable, steel and aluminum interlocked metal clad cable, flexible cord, and 1" - 4" flexible metal conduit

### Standard Material

- Zinc die cast
- Zinc plated steel strap



Catalog Number	UPC	Conduit Size	Unit Carton	Ship Case	Weight/Case	Dimensions			
						A	B (Min.-Max.)	C	Screws
<b>100</b>	10340	<b>3/8" 1/2" KO</b>	50	500	45	1.740	0.43 - 0.72	.370	2
<b>101</b>	10350	<b>1/2"</b>	25	250	35	2.110	0.64 - 1.03	.400	2
<b>102</b>	10360	<b>3/4"</b>	10	100	20	2.400	0.76 - 1.15	.400	2
<b>103</b>	10370	<b>1"</b>	5	50	19	2.870	1.09 - 1.73	.540	2
<b>104</b>	10380	<b>1-1/4"</b>	10	40	20	4.000	1.34 - 1.97	.640	2
<b>105</b>	10390	<b>1-1/2"</b>	---	5	5	6.000	1.65 - 2.61	.750	2
<b>106</b>	10400	<b>2"</b>	---	5	6	6.000	1.54 - 2.54	.740	2
<b>107</b>	10410	<b>2-1/2"</b>	---	5	18	7.187	2.45 - 2.98	.875	4
<b>108</b>	10420	<b>3"</b>	---	2	9	7.875	2.93 - 3.45	1.031	4
<b>109</b>	10430	<b>3-1/2"</b>	---	1	9	9.400	3.28 - 3.95	1.031	4
<b>110</b>	10440	<b>4"</b>	---	1	10	10.200	3.68 - 4.43	1.031	4

## 90° - Squeeze Type with Insulated Throat - Zinc



### Features

- Squeeze type with insulated throat

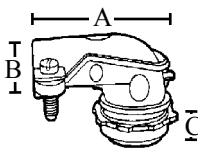
### Applications

- Indoor use only
- In a dry location, use to connect flexible metal conduit, aluminum and steel AC and MC cable to a steel outlet box or other metal enclosure
- 3/8" size fits 1/2" knockout

- Suitable For: 3/8" - 3/4" steel and aluminum armored cable, steel and aluminum interlocked metal clad cable, flexible cord, and 1" - 2" flexible metal conduit

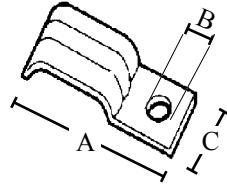
### Standard Material

- Zinc die cast



Catalog Number	UPC	Conduit Size	Unit Carton	Ship Case	Weight/Case	Dimensions			
						A	B (Min.-Max.)	C	Screws
<b>100i</b>	10341	<b>3/8" 1/2" KO</b>	50	500	45	1.740	0.43 - 0.72	.370	2
<b>101i</b>	10351	<b>1/2"</b>	25	250	35	2.110	0.64 - 1.03	.400	2
<b>102i</b>	10361	<b>3/4"</b>	10	100	20	2.400	0.76 - 1.15	.400	2
<b>103i</b>	10371	<b>1"</b>	5	50	19	2.870	1.09 - 1.73	.540	2
<b>104i</b>	10381	<b>1-1/4"</b>	10	40	20	4.000	1.34 - 1.97	.640	2
<b>105i</b>	10391	<b>1-1/2"</b>	---	5	5	6.000	1.65 - 2.61	.750	2
<b>106i</b>	10401	<b>2"</b>	---	5	6	6.000	1.54 - 2.54	.740	2

# NM Strap 1 Hole



**Features**

- Inverted rib provides extra strength

**Applications**

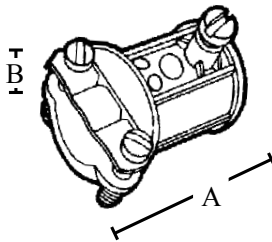
- Securely affix cables, tubing, pipe and EMT

**Standard Material**

- Steel

Catalog Number	UPC	Size	Unit Carton	Ship Case	Weight/Case	A	B	C
510RX	15600	14/2, 12/2	100	1000	14	1.08	.28	.50

# Combination Couplings Set Screw to Clamp Type - EMT to BX or NM Cable Zinc Die Cast



**Features**

- Set screw to clamp type
- Combination coupling used to join NM cable to EMT

**Applications**

- Indoor use only
- Use to join EMT to nonmetallic sheathed cable, #14/2, #12/3 or 2 #14/2

**Standard Material**

- Zinc die cast
- Zinc plated steel strap



Catalog Number	UPC	Size	Unit Carton	Ship Case	Weight/Case	A	B Min.	B Max.
180	11410	1/2" - 3/8"	50	500	40	1.35	.17	.63