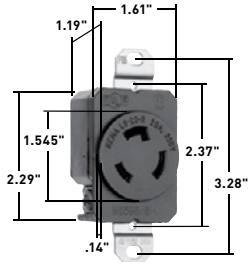



# INDUSTRIAL SPEC GRADE TURNLOK® LOCKING DEVICES


20 Amp NEMA L520 2 Pole, 3 Wire 20A, 125V




20A Receptacle



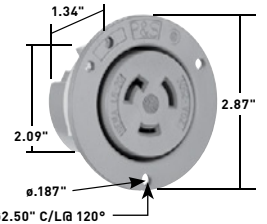
20A Connector



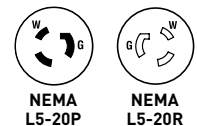
20A Plug



20A Flanged Inlet & Outlet



CATALOG NUMBER	RATING		DESCRIPTION/COLOR	CORD DIAMETER	NEMA CONFIG. NO.	3rd PARTY COMPLIANCE		
	A.	V.				UL498	FSUL WC596	CSA
<b>RECEPTACLES</b>								
L520R	20	125	Single Receptacle		L5-20R	•	•	•
IGL520R	20	125	Single Receptacle, Orange, Isolated Ground		L5-20R	•	•	•
CRL520R	20	125	Single Receptacle, Yellow, Corrosion-Resistant		L5-20R	•	•	•
<b>CONNECTORS IP20 SUITABILITY</b>								
L520C	20	125	Black Back, White Front Body	.225"-1.150"	L5-20R	•	•	•
L520CBK	20	125	Black Back, Black Front Body	.225"-1.150"	L5-20R	•	•	•
CRL520C	20	125	Yellow Back, White Front Body, Corrosion-Resistant	.225"-1.150"	L5-20R	•	•	•
<b>PLUGS IP20 SUITABILITY</b>								
L520P	20	125	Black Back, White Front Body	.225"-1.150"	L5-20P	•	•	•
L520PBK	20	125	Black Back, Black Front Body	.225"-1.150"	L5-20P	•	•	•
CRL520P	20	125	Yellow Back, White Front Body, Corrosion-Resistant	.225"-1.150"	L5-20P	•	•	•
<b>FLANGED INLETS &amp; OUTLETS</b>								
L520FI	20	125	Gray Inlet		L5-20P	•		•
L520FO	20	125	Gray Outlet		L5-20R	•		•




Reference Pages G-38 and G-39 for Accessories.

CATALOG NUMBER	DESCRIPTION	COLOR
<b>WEATHERPROOF COVER</b>		
WPG2	Cover for 20 and 30A Turnlok Flanged Inlets and Outlets	Gray
<b>STAINLESS STEEL WALL PLATE</b>		
SS720	Wall Plate for Locking Receptacles	302/304
<b>WEATHERPROOF BOOTS</b>		
L15RBC	Boot for 15A Locking Connector	Black
L15RBP	Boot for 15A Locking Plug	Black
L2030RBC	Boot for 20/30A Locking Connector	Black
L2030RBP	Boot for 20/30A Locking Plug	Black
<b>CORROSION-RESISTANT BOOTS</b>		
CRL2030RBC	Boot for 20/30A Locking Connector	Yellow
CRL2030RBP	Boot for 20/30A Locking Plug	Yellow
CR7716N	Boot for 50A Locking Connector	Yellow
CR7717N	Boot for 50A Locking Plug	Yellow



SS720

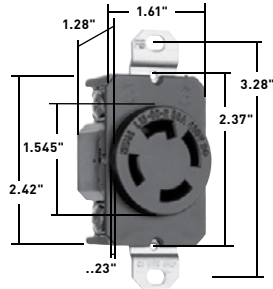


L15RBC

All devices listed on this page conform to NEMA WD-1 and WD-6.

# INDUSTRIAL SPEC GRADE TURNLOK® LOCKING DEVICES


30 Amp NEMA L1630 & L1730 3 Pole, 4 Wire 30A; 3ø, 480 & 600V




30A Receptacle



30A Connector

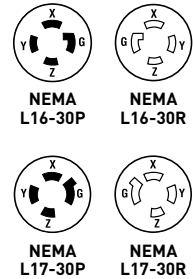


30A Plug



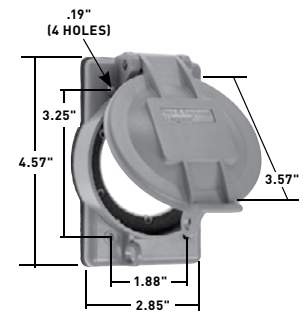
30A Flanged Inlet & Outlet

CATALOG NUMBER	RATING		DESCRIPTION/COLOR	CORD DIAMETER	NEMA CONFIG. NO.	3rd PARTY COMPLIANCE		
	A.	V.				UL498	FSUL WC596	CSA
<b>RECEPTACLES</b>								
L1630R	30	3ø, 480	Single Receptacle		L16-30R	•	•	•
L1730R	30	3ø, 600	Single Receptacle		L17-30R	•	•	•
<b>CONNECTORS IP20 SUITABILITY</b>								
L1630C	30	3ø, 480	Black Back, White Front Body	.225"-1.150"	L16-30R	•	•	•
L1730C	30	3ø, 600	Black Back, White Front Body	.225"-1.150"	L17-30R	•	•	•
<b>PLUGS IP20 SUITABILITY</b>								
L1630P	30	3ø, 480	Black Back, White Front Body	.225"-1.150"	L16-30P	•	•	•
L1730P	30	3ø, 600	Black Back, White Front Body	.225"-1.150"	L17-30P	•	•	•
<b>FLANGED INLETS &amp; OUTLETS</b>								
L1630FI	30	3ø, 480	Gray Inlet		L16-30P	•		•
L1630FO	30	3ø, 480	Gray Outlet		L16-30R	•		•
L1730FI	30	3ø, 600	Gray Inlet		L17-30P	•		•
L1730FO	30	3ø, 600	Gray Outlet		L17-30R	•		•



Reference Pages G-38 and G-39 for Accessories.

CATALOG NUMBER	DESCRIPTION	COLOR
<b>WEATHERPROOF COVER</b>		
WPG2	Cover for 20 and 30A Turnlok Flanged Inlets and Outlets	Gray
<b>STAINLESS STEEL WALL PLATE</b>		
SS720	Wall Plate for Locking Receptacles	302/304 S/S
<b>WEATHERPROOF BOOTS</b>		
L15RBC	Boot for 15A Locking Connector	Black
L15RBP	Boot for 15A Locking Plug	Black
L2030RBC	Boot for 20/30A Locking Connector	Black
L2030RBP	Boot for 20/30A Locking Plug	Black
<b>CORROSION-RESISTANT BOOTS</b>		
CRL2030RBC	Boot for 20/30A Locking Connector	Yellow
CRL2030RBP	Boot for 20/30A Locking Plug	Yellow
CR7716N	Boot for 50A Locking Connector	Yellow
CR7717N	Boot for 50A Locking Plug	Yellow
<b>STRAIN RELIEF GRIPS</b>		
FC22GL	Strain Relief Grip - .220"- .320"	
FC30GL	Strain Relief Grip - .300"- .430"	
FC40GL	Strain Relief Grip - .400"- .560"	
FC52GL	Strain Relief Grip - .520"- .730"	
FC70GL	Strain Relief Grip - .700"- .940"	
FC94GL	Strain Relief Grip - .940"- 1.250"	



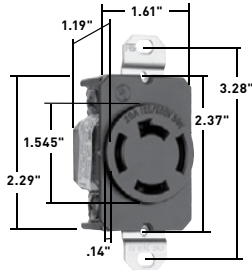
WPG2



L15RBC

# INDUSTRIAL SPEC GRADE TURNLOK® LOCKING DEVICES


**20 Amp Non-NEMA** 3 Pole, 4 Wire 20A, 3ØY, 250V; 10A, 600V; 4 Pole, 4 Wire 20A, 3ØY, 120/208V




**20A Receptacle**



**20A Connector**

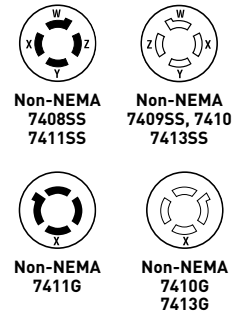


**20A Plug**




**20A Flanged Inlet & Outlet**

CATALOG NUMBER	RATING		DESCRIPTION/COLOR	CORD DIAMETER	3rd PARTY COMPLIANCE		
	A.	V.			UL 498	FSUL WC596	CSA
<b>RECEPTACLES</b>							
<b>7410G*</b>	20 10	3ØY, 250 600	Single Receptacle, Grounded			•	
<b>7410</b>	20	3ØY, 120/208	Single Receptacle		•	•	
<b>CONNECTORS IP20 SUITABILITY</b>							
<b>7413G*</b>	20 10	3ØY, 250 600	Yellow	.333"-1.060"			
<b>7413SS</b>	20	3ØY, 120/208	Black Back, White Front Body	.225"-1.150"	•	•	
<b>PLUGS IP20 SUITABILITY</b>							
<b>7411G*</b>	20 10	3ØY, 250 600	Yellow	.333"-1.060"			
<b>7411SS</b>	20	3ØY, 120/208	Black Back, White Front Body	.225"-1.150"	•	•	
<b>FLANGED INLETS &amp; OUTLETS</b>							
<b>7408SS</b>	20	3ØY, 120/208	Gray Inlet		•		
<b>7409SS</b>	20	3ØY, 120/208	Gray Outlet		•		




\*For replacement use only.  
Reference Pages G-38 and G-39 for Accessories.

CATALOG NUMBER	DESCRIPTION	COLOR
<b>WEATHERPROOF COVER</b>		
<b>WPG2</b>	Cover for 20 and 30A Turnlok Flanged Inlets and Outlets	Gray
<b>STAINLESS STEEL WALL PLATE</b>		
<b>SS720</b>	Wall Plate for Locking Receptacles	302/304 S/S
<b>WEATHERPROOF BOOTS</b>		
<b>L15RBC</b>	Boot for 15A Locking Connector	Black
<b>L15RBP</b>	Boot for 15A Locking Plug	Black
<b>L2030RBC</b>	Boot for 20/30A Locking Connector	Black
<b>L2030RBP</b>	Boot for 20/30A Locking Plug	Black
<b>CORROSION-RESISTANT BOOTS</b>		
<b>CRL2030RBC</b>	Boot for 20/30A Locking Connector	Yellow
<b>CRL2030RBP</b>	Boot for 20/30A Locking Plug	Yellow
<b>CR7716N</b>	Boot for 50A Locking Connector	Yellow
<b>CR7717N</b>	Boot for 50A Locking Plug	Yellow



**WPG2**



**L15RBC**



**L2030RBC  
CRL2030RBC**