


Splices

Butt Splices

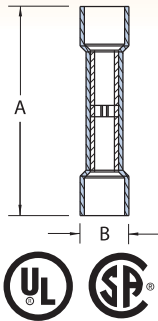
- Wires are butted together and crimped at each end of the splice
- Available either non-insulated or insulated with nylon or PVC
- Nylon insulated splices meet or exceed the requirements of MIL-T-7928
- Color-coded according to wire size

Parallel Splices

- Wires are laid side by side in the connector, and the connection is made in one crimp
- Offer advantages in simplicity of installation and small size
- One crimp completes the splice

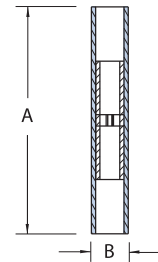


Vinyl-Insulated Splices — Butt Type — Expanded Insulation



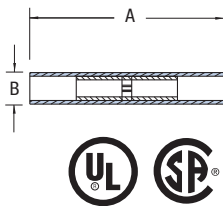
CAT. NO.	PKG. QTY.	WIRE RANGE	MAX. INS.	REC. TOOL	DIMENSIONS	
					A	B
2RA18X	100	22-18	.170	ERG2001	1.13	.25
RAA217-170	1,000	22-18	.170		1.13	.25
RAA217	1,000	22-18	.155		1.13	.23
2RB14X	100	16-14	.200		1.13	.26
RBB217-200	1,000	16-14	.200		1.13	.26
RBB217	1,000	16-14	.180		1.13	.23
2RC10X	50	12-10	.250		1.31	.31
RCC217-250	500	12-10	.250		1.31	.31
RCC217	1,000	12-10	.210		1.31	.29

Nylon-Insulated Aircraft Splices



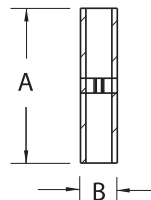
CAT. NO.	PKG. QTY.	WIRE RANGE	REC. TOOL	DIMENSIONS	
				A	B
2RZZ	50	26-22	ERG2006	1.22	.15
2RAA	50	22-18	ERG2001	1.52	.25
RAA23	500	22-18		1.52	.25
2RBB	50	16-14		1.52	.28
RBB23	500	16-14		1.52	.28
2RCC	25	12-10		1.54	.35
RCC23	250	12-10		1.54	.35

Nylon-Insulated Butt Splices



CAT. NO.	PKG. QTY.	MAX INS. DIA.	WIRE RANGE	REC. TOOL	DIMENSIONS	
					A	B
2RA18	100	.115	22-18	ERG2001	1.19	.18
RAA21	1,000	.115	22-18		1.19	.18
2RB14	100	.148	16-14		1.19	.21
RBB21	1,000	.148	16-14		1.19	.21
2RC10	50	.210	12-10	ERG2007	1.26	.28
RCC21	500	.210	12-10		1.26	.28
2RD8	25	.340	8	TBM6S	1.69	.36
RDD27	200	.340	8		1.69	.36
2RE6	20	.420	6	TBM6S	1.85	.45
REE28	200	.420	6		1.85	.45
2RF4	15	.510	4		1.85	.52

Tefzel®-Insulated Butt Splice



CAT. NO.	PKG. QTY.	WIRE RANGE	MAX. INS. DIA.	REC. TOOL	DIMENSIONS	
					A	B
RAAT21	1,000	22-18	1.22	WT145C	1.22	.115
RBBT21	1,000	16-14	1.22		1.22	.148
RCCT21	1,000	12-10	1.22		1.22	.210

Tefzel® is a registered trademark of DuPont.