

Superstrut® beam clamps

Beam clamps for mounting channel



Materials

Most products are manufactured from hot-rolled carbon steel bars or hot-rolled strip steel. Pipe rollers are cast iron. Products which are copper plated carry the letter "T" in the prefix.

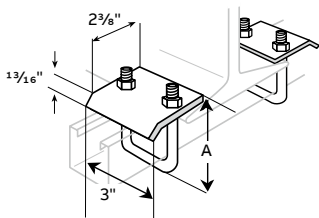
Design Loads

Where design loads are indicated, they provide for a safety factor of 3 in conformance with the "AMERICAN STANDARD CODE FOR PRESSURE PIPING."

GoldGalv® hardware finish is standard for all Superstrut® products. This is a multi-process finish of electro-plated zinc, followed by gold-colored trivalent chromium to give excellent corrosion resistance and a superior paint base. See pages 4-5 for a complete description of the GoldGalv® hardware finish. GoldGalv® hardware will be furnished if no other finish is specified.

U501 & U502

Cat. No.	For channel	A (in)	STD CTN
U501	A-1200 A-1400	3 ³ / ₁₆	20
	B-1200 B-1400		
	C-1200 B-1402		
U502	A-1202 A-1402	4 ¹³ / ₁₆	20
	C-1202 H-1200		



Furnished complete.

Design load U501 – 2,150 lbs.

U502 – 3,000 lbs.

Superstrut® beam clamps

Beam clamps for mounting channel (continued)

01 U504

02 U505

03 U510

$\frac{1}{2}$ " x $1\frac{1}{2}$ " set screw included.
Order separately one $\frac{1}{2}$ " x $1\frac{1}{2}$ " hex head cap screw and $\frac{1}{2}$ " channel nut.
Channel/Design load lbs:
A-1,200/1,000
A-1,400/800

04 512-U

Order separately one $\frac{1}{2}$ " x $1\frac{1}{2}$ " hex head cap screw and $\frac{1}{2}$ " channel nut.
Channel/Design load lbs:
A-1,200/1,000
A-1,400/800

05 U514

$\frac{3}{8}$ " x $1\frac{1}{2}$ " set screw included.
Design load 750 lbs./per pair.

06 U514A

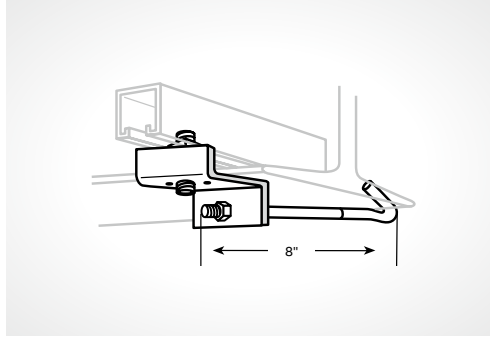
$\frac{3}{8}$ " x $1\frac{1}{2}$ " set screw included.
Design load 1,650 lbs./per pair.

07 U515

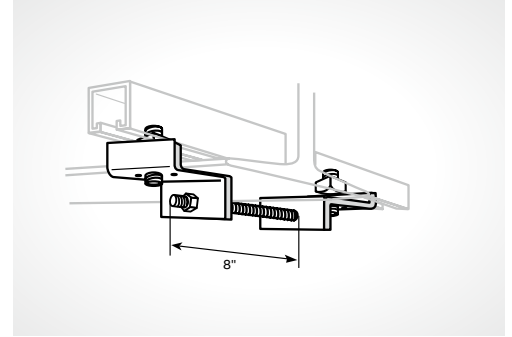
For all "A" series channel.
 $\frac{1}{2}$ " x $1\frac{1}{2}$ " set screw included.
Design load 800 lbs.

08 U515B

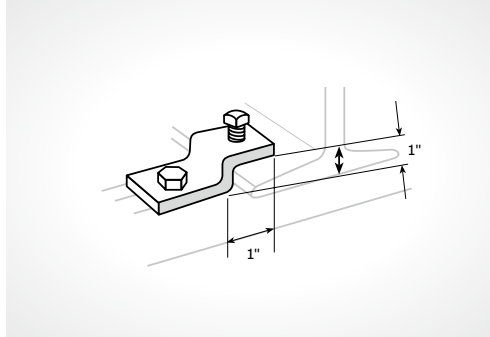
For all "B" series channel.
 $\frac{1}{2}$ " x $1\frac{1}{2}$ " set screw included.
Design load 800 lbs.



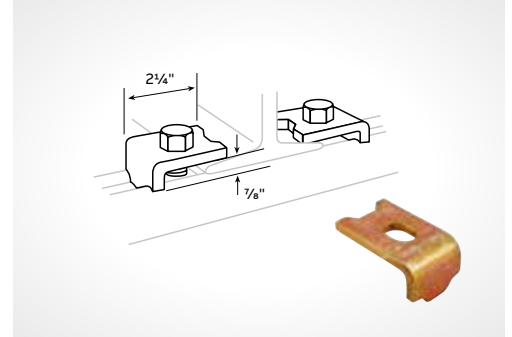
01



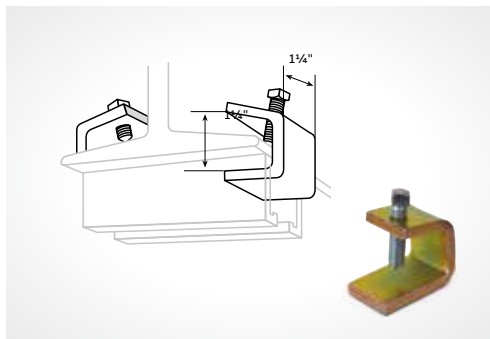
02



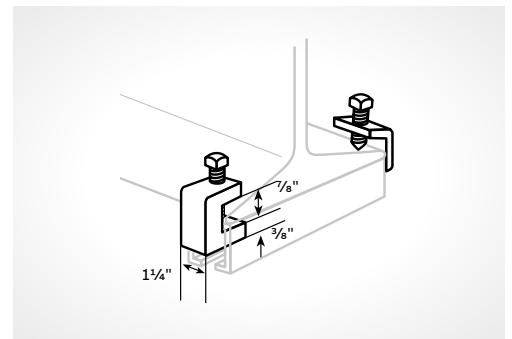
03



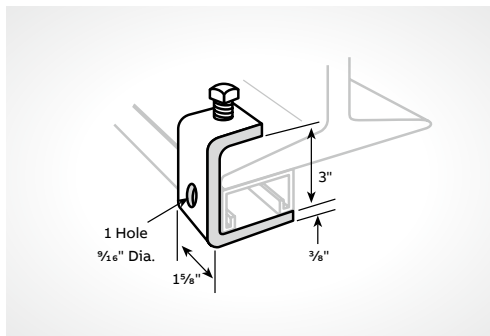
04



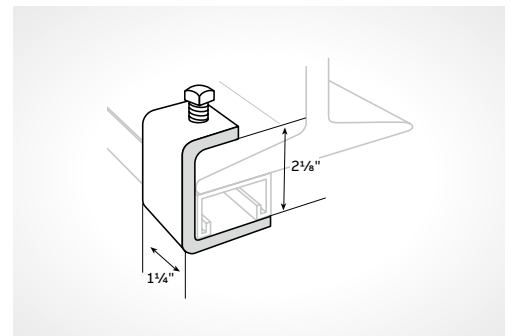
05



06



07



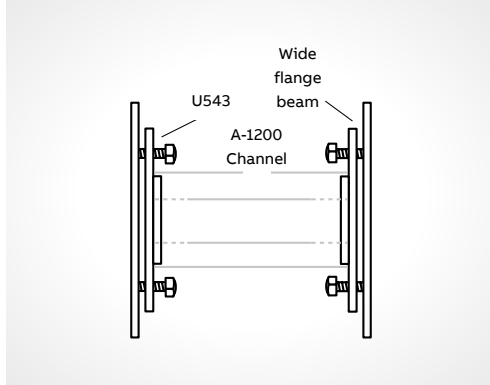
08

Superstrut® beam clamps

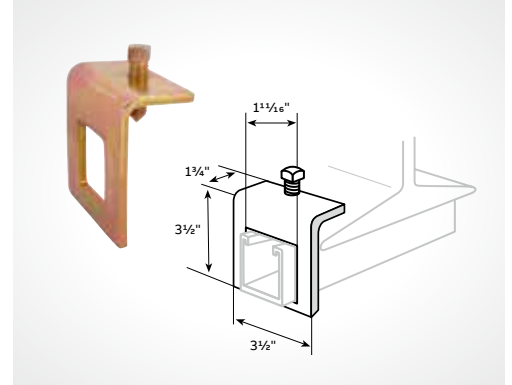
Beam clamps for mounting channel (continued)

01 U543, A-1200 & wide flange beam

02 A-597
Standard finish —
GoldGalv® brand.
Channel Series A
Design load 800 lbs./ea.



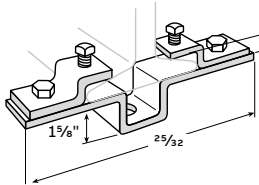
01



02

U-520, U521 & U-522

Cat. No.	Flange width* (in)	A (in)	Design load (lbs)	STD CTN
U-520	2 3/8–4 1/2	8 3/4	2,000	10
U-521	3 3/4–5 3/4	10	1,300	10
U-522	5 5/8–7 5/8	11 7/8	900	10



*When ordering specify flange width.
Standard finish – GoldGalv®, unless otherwise stated.
Nuts, cap screws and set screws included.