


NEW!
See
reverse

Steel Pan Box for Fans & Fixtures

Joist Mount – with Threaded Openings



Arlington's new steel pan boxes for fans or fixtures, mount directly to a joist for installation security you can count on.

Threaded openings

In these boxes, the fan/fixture bracket attaches to the box through threaded openings with #10 screws (supplied).

For added convenience and time-savings, installation screws ship captive, so there are no parts to lose! Plus, the NM cable connector is already installed.

FBS405T for 1/2" or 5/8" ceilings,
FBS407T for 5/8" ceilings

- Competitively priced
- Strong, secure installation directly to the joist
- Plated steel finish
- UL rated: 70 lb fan, 200 lb fixture
CSA rated: 50 lb fan or fixture
- Include installation screws, installed NM cable connector, mud cover, additional KOs and four bracket installation screws (screwed in place until removed/used by installer).



Arlington
1 Stauffer Industrial Park
Scranton, PA 18517
800/233.4717
Fax 570/562.0646
www.aifittings.com

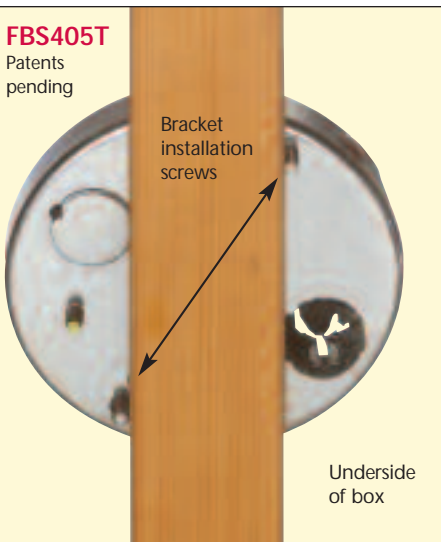
Catalog Number	UPC/DEI/NAED Mfg. #018997	Description	Box Capacity	Unit/Std Pkg
FBS405T	40500	Steel fan/fixture pan box For 1/2" or 5/8" drywall	6.0 cu. in.	25
FBS407T	40700	For 5/8" drywall	8.0 cu. in.	25

Patents pending

Steel Pan Box for Fans & Fixtures

Super-secure Joist Mount Installation • Plated Steel


FBS405T
Patents pending




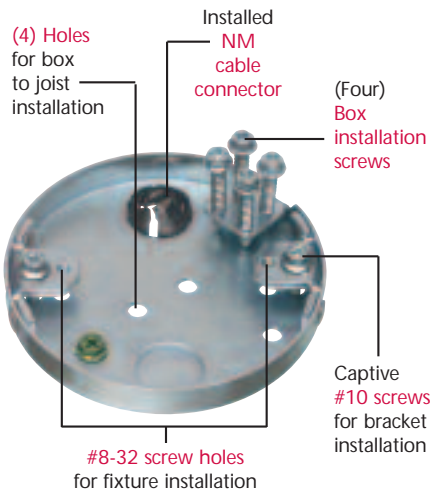
1 Use bracket installation screws to position box on joist. (underside of box, against joist shown above)



2 Remove mud cover. Remove four box installation screws (shipped in place). Use these screws to install box to joist through pre-drilled holes.



3 Pull NM cable through installed NM cable connector – or where metal raceway is required by code, remove NM cable connector and install appropriate fitting.



4 Replace the mud cover. Remove the #10 screws indicated above...



5 ...and use them to install the fan bracket.

Note: If installing a light fixture, use the #8-32 screw holes in the mounting tab for the fixture installation (#8 screws not supplied).



Arlington
1 Stauffer Industrial Park
Scranton, PA 18517
800/233.4717
Fax 570/562.0646
www.aifittings.com

FBS405T 0108/50M

©2008 Arlington Industries, Inc.

Distributed by