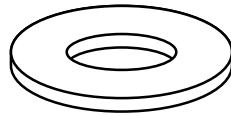


Threaded Products and Hardware

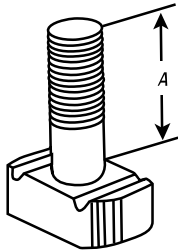
Fender Washer



EF-147

CAT. NO.	SIZE (IN.)	DIA. (IN.)	HOLE STD. (IN.)	STD. CTN.
EF147 1/4	1/4	1 1/4	3/16	100
EF-147-3/8	3/8	1 1/2	3/16	100
EF-147-1/2	1/2	2	3/16	100

Springless Stud Nut




A-177 to A-180

CAT. NO.	BOLT DIA. (IN.)	LENGTH A (IN.)	STD. CTN.
A177 1/4 1	1/4	1	50
A-177-1/4 X 1-1/4	1/4	1 1/4	250
A-179-3/8 X 1	3/8	1	250
A-179-3/8 X 1-1/4	3/8	1 1/4	50
A-180-1/2 X 1*	1/2	1	250
A-180-1/2 X 1-1/4*	1/2	1 1/4	250

* Cannot be used with "B" Series channel.

Regular Spring Stud Nut



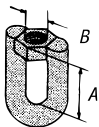
A-182 to A-185

CAT. NO.	BOLT DIA. (IN.)	LENGTH A (IN.)	STD. CTN.
A182 1/4 1	1/4	1	250
A-182-1/4 X 1-1/4	1/4	1 1/4	250
A-184-3/8 X 1	3/8	1	50
A-184-3/8 X 1-1/4	3/8	1 1/4	50
A-185-1/2 X 1	1/2	1	50
A-185-1/2 X 1-1/4	1/2	1 1/4	50

For all "A" and "C" series channels.

Standard Finish — GoldGalv®, unless otherwise stated.

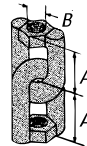
Swivel Eye



E-120

CAT. NO.	A (IN.)	B (IN.)	DESIGN LOAD LBS.	STD. CTN.
E120 3/8	1 3/8	3/8	1,000	25
E120 1/2	1 1/2	1/2	1,800	25

Swivel Joint

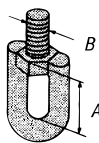


E-122

CAT. NO.	A (IN.)	B (IN.)	DESIGN LOAD LBS.	STD. CTN.
E122 3/8	1 3/8	3/8	1,000	25
E-122-1/2	1 1/2	1/2	1,800	10

Standard Finish — GoldGalv®, unless otherwise stated.

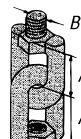
Swivel Eye with Stud



E-130

CAT. NO.	A (IN.)	B (IN.)	DESIGN LOAD LBS.	STD. CTN.
E130 3/8	1 3/8	3/8	1,000	25
E-130-1/2	1 1/2	1/2	1,800	25

Swivel Joint with Stud



E-131

CAT. NO.	A (IN.)	B (IN.)	DESIGN LOAD LBS.	STD. CTN.
E131 3/8	1 3/8	3/8	1,000	25
E-131-1/2	1 1/2	1/2	1,800	10

Standard Finish — GoldGalv®, unless otherwise stated.