
Wire marker cards – Vinyl cloth



Vinyl, colour coding standard books

- Available in two sizes
- Colour your wires for coding and other applications

Cat. no.

Number of markers and legends

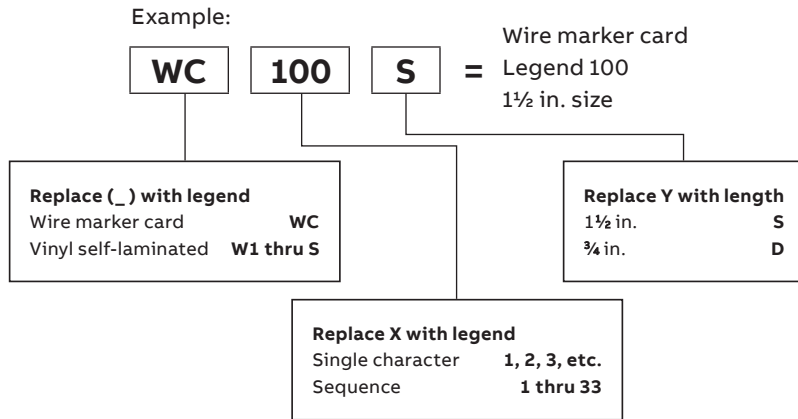
WM-COL1

50 markers each: 1 in. x 2¼ in. 1 page yellow and blue; 2 pages red, white, green and black

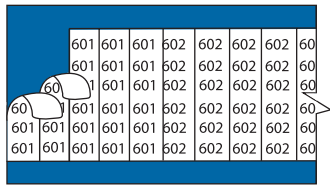
Wire marker cards – Vinyl cloth

Marker cards repel oil, water and humidity

Catalogue numbering system



- Select from a variety of number and letter combinations and sizes
- Material: vinyl cloth
- Standard length 1½ in.
- Available in ¾ in. length



Numbers in sequence

Cat. no.	Legend	Markers/card	
		1½ in. (38 mm)	¾ in. (19 mm)*
WC1 thru 33S	1–33	33	66
WC34 thru 66S	34–66	33	66
WC67 thru 99S	67–99	33	66
WC100 thru 124S	100–125	25	50
WC125 thru 149S	125–149	25	50
WC974 thru 999S	974–999	25	50

Order in multiples of 25 cards.

*When ¾ in. length markers are required, substitute the last S in the catalogue number with a D, i.e. WC1 thru 33S would become WC1 thru 33D.

Solid numbers

Cat. no.	Legend	Markers/card	
		1½ in. (38 mm)	¾ in. (19 mm)*
WCZEROS	0	36	72
WC1S, WC2S thru WC99S	1, 2, ...99	36	72
WC101S, WC102S thru WC600S	101, 102, ...600	25	50

Order in multiples of 25 cards.

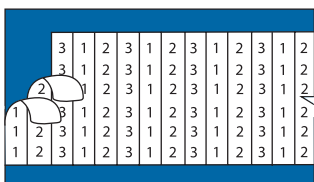
*When ¾ in. length markers are required, substitute the last S in the catalogue number with a D, i.e. WC1S would become WC1D.

Numbers in sequence repeated

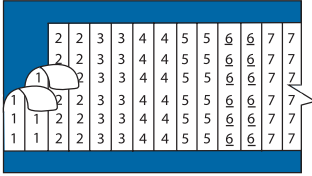
Cat. no.	Legend	Markers/card	
		1½ in. (38 mm)	¾ in. (19 mm)*
WC1 thru 3S	1–3	36	72
WC1 thru 4S	1–4	36	72
WC1 thru 5S	1–5	35	70
WC0 thru 10S	0–10	33	66
WC1 thru 12S	1–12	36	72
WC1 thru 18S	1–18	36	72
WC19 thru 36S	19–36	36	72

Order in multiples of 25 cards.

*When ¾ in. length markers are required, substitute the last S in the catalogue number with a D, i.e. WC1 thru 3S would become WC1 thru 3D.




Wire marker cards – Vinyl cloth



Paired numbers in sequence

Cat. no.	Legend	Markers/card	
		1½ in. (38 mm)	¾ in. (19 mm)*
WC1 thru 16PS	1–16	16	32
WC17 thru 32PS	17–32	16	32
WC33 thru 48PS	33–48	16	32

Order in multiples of 25 cards. *When ¾ in. length markers are required, substitute the last S in the cat. no. with a D, i.e. WC1 thru 16PS would become WC1 thru 16PD.

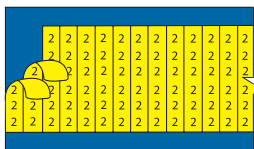


Suffix numbers

- Use to extend numbers or to make alphanumeric codes (i.e. adding suffix 05 to ABC = ABC05)

Cat. no.	Legend	Markers/card	
		1½ in. (38 mm)	¾ in. (19 mm)*
WC00S	00	36	72
WC01S, WC02S thru WC09S	0,02–09	36	72
WC0009S	00–09	30	60

Cat. no. WC0009S has three sequences of 00...09 on a card. WC0009D has six sequences of 00...09 on a card. Order in multiples of 25 cards. *When ¾ in. length markers are required, substitute the last S in the cat. no. with a D, i.e. WC00S would become WC00D.




Suffix numbers

- Blue, green and red markers have white legends; orange and yellow markers have black legends

Cat. no.	Legend	Background colour	Markers/card	
			1½ in. (38 mm)	¾ in. (19 mm)*
WCBL1S...WCBL50S	1...50	Blue	36	72
WCORZEROS	0	Orange	36	72
WCRDZEROS	0	Red	36	72
WCRD1S...WCRD50S	1...50		36	72

Order in multiples of 25 cards. *When ¾ in. length markers are required, substitute the last S in the cat. no. with a D, i.e. WCBLZER0S would become WCBLZER0D.



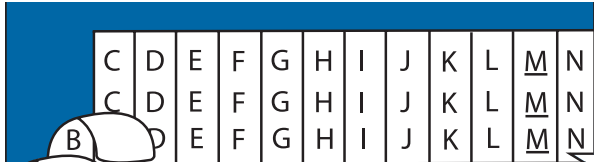
Numbers in sequence on a coloured background

Cat. no.	Legend	Markers/card	
		1½ in. (38 mm)	¾ in. (19 mm)*
On black, white characters			
WCBK1 thru 33S	1–33	33	66
On blue, white characters			
WCBL1 thru 33S	1–33	33	66
WCBL34 thru 66S	34–66	33	66
WCBL67 thru 99S	67–99	33	66
On green, white characters			
WCGR1 thru 33S	1–33	33	66
WCGR34 thru 66S	34–66	33	66
WCGR67 thru 99S	67–99	33	66
WCGR100 thru 124S	100–124	25	50
On red, white characters			
WCRD1 thru 33S	1–33	33	66
WCRD34 thru 66S	34–66	33	66
WCRD67 thru 99S	67–99	33	66
WCRD100 thru 124S	100–124	25	50
On orange, black characters			
WCOR1 thru 33S	1–33	33	66
WCOR34 thru 66S	34–66	33	66
WCOR67 thru 99S	67–99	33	66
WCOR100 thru 124S	100–124	25	50
On yellow, black characters			
WCYL34 thru 66S	34–66	33	66
WCYL67 thru 99S	67–99	33	66

Order in multiples of 25 cards.

*When ¾ in. length markers are required, substitute the last S in the catalogue number with a D, i.e. WCBK1 thru 33S would become WCBK1 thru 33D.

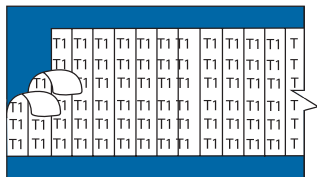
Wire marker cards – Vinyl cloth



Letters in sequence

Cat. no.	Legend	Markers/card	
		1½ in. (38 mm)	¾ in. (19 mm)*
WCAZAJ5	A thru Z plus A thru J	36	72
WCAZ09S	A thru Z plus 0 thru 9	36	72

Order in multiples of 25 cards. *When ¾ in. length markers are required, substitute the last S in the catalogue number with a D, i.e. WCAS would become WCAD.

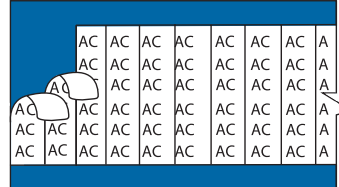


Solid letters and numbers

Cat. no.	Legend	Markers/card	
		1½ in. (38 mm)	¾ in. (19 mm)*
WCA1S...WCA5S	A...A5	72	72
WCB1S...WCB5S	B1...B5	72	72
WCC1S...WCC5S	C1...C5	72	72
WCD1S...WCD5S	D1...D5	72	72
WCE1S...WCE5S	E1...E5	72	72
WCF1S...WCF4S	F1...F4	72	72
WCG1S...WCG4S	G1...G4	72	72
WCH1S...WCH5S	H1...H5	72	72
WCJ1S...WCJ4S	J1...J4	72	72
WCK1S...WCK4S	K1...K4	72	72
WCL1S...WCL5S	L1...L5	72	72
WCM1S...WCM5S	M1...M5	72	72
WCP1S...WCP4S	P1...P4	72	72
WCR1S...WCR5S	R1...R5	72	72
WCS1S...WCS5S	S1...S5	72	72
WCT0S...WCT9S	T0...T9	72	72
WCT10S...WCT15S	T10...T15	72	72
WCU1S...WCU2S	U1...U2	72	72
WCV1S...WCV2S	V1...V2	72	72
WCW1S...WCW2S	W1...W2	72	72
WCX1S...WCX4S	X1...X4	72	72
WCY1S...WCY4S	Y1...Y4	72	72
WCZ1S...WCZ4S	Z1...Z4	72	72

Order in multiples of 25 cards.

*When ¾ in. length markers are required, substitute the last S in the catalogue number with a D, i.e. WC3VS would become WC3VD.



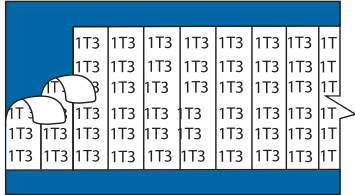
Solid – Miscellaneous electrical symbols

Cat. no.	Legend	Markers/card		Cat. no.	Legend	Markers/card	
		1½ in. (38 mm)	¾ in. (19 mm)*			1½ in. (38 mm)	¾ in. (19 mm)*
WCPLSS	+	36	72	WCSECS	SEC	25	50
WCMINS	-	36	72	WCPSS	PS	36	72
WCPHAS	Phase A	18	36	WCPRIS	PRI	25	50
WCPHBS	Phase B	18	36	WCPLS	PL	36	72
WCPHCS	Phase C	18	36	WCTBS	TB	36	72
WCGRDS	GRD	25	50	WCSSS	SS	36	72
WCNEUTS	NEUT	22	44	WCSPARES	SPARE	18	36
WCLINES	LINE	22	44	WCCYSS	~	36	72
WCLOADS	LOAD	22	44	WCGRSS	GRS	36	72
WCACS	AC	36	72	WCPES	PE	36	72
WCDCS	DC	36	72	WCPENS	PEN	25	50
WCCOMS	COMM	25	50	WC1US	1U	36	72
WCBATS	BAT	25	50	WC2US	2U	36	72
WCBBS	BB	36	72	WC1VS	1V	36	72
WCCBS	CB	36	72	WC2VS	2V	36	72
WCCTS	CT	36	72	WC1WS	1W	36	72
WCIGNS	IGN	25	50	WC2WS	2W	36	72
WCSIGS	SIG	25	50				

Order in multiples of 25 cards.

*When ¾ in. length markers are required, substitute the last S in the catalogue number with a D, i.e. WCPLSS would become WCPLSD.

Wire marker cards – Vinyl cloth



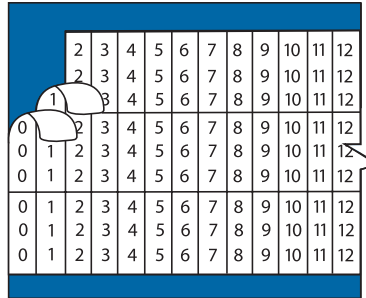
Solid machine tool markers

Cat. no.	Legend	Markers/card	
		1½ in. (38 mm)	¾ in. (19 mm)*
WC1L1S	1L1	25	50
WC1L2S	1L2	25	50
WC2L1S	2L1	25	50
WC2L2S	2L2	25	50
WC6L2S	6L2	25	50
WC6L3S	6L3	25	50
WC1T2S	1T2	25	50
WC1T3S	1T3	25	50
WC2T1S	2T1	25	50
WC2T2S	2T2	25	50

Order in multiples of 25 cards.

*When ¾ in. length markers are required, substitute the last S in the catalogue number with a D, i.e. WC1L1S would become WC1L1D.

Mini markers are used to identify smaller items such as terminal blocks and small wires



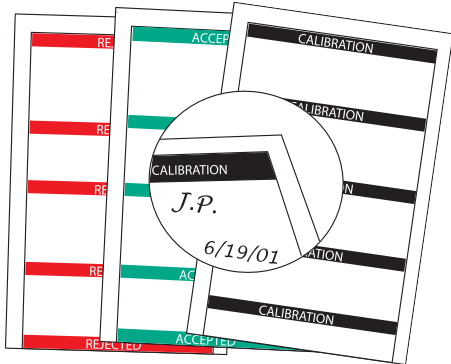
Numbers in sequence – Mini markers

Cat. no.	Legend	Markers/card
		½ in. (13 mm)
WC0 thru 49MIN	0, 1...49	150

Order in multiples of 25 cards.

Quantity of each number per card: 3.

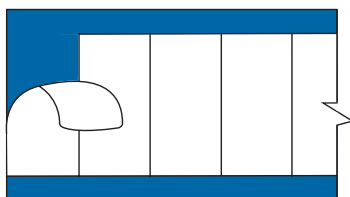
Wire marker cards – Vinyl cloth



Maintenance and production label cards

Cat. no.	Wording	White on coloured background	Labels per card	Label size W x L (in.)
WCMP5	Accepted	Green	14	1½ x ⅝
WCMP1	Calibrated	Black	14	1½ x ⅝
WCMP26	Calibration	Green	14	1½ x ⅝
WCMP2	Certification	Black	14	1½ x ⅝
WCMP18	Due for inspection	Orange	14	1½ x ⅝
WCMP4	Rejected	Red	14	1½ x ⅝
WCMP25	Tested	Green	14	1½ x ⅝
WCMP75	Calibration		9	2¾ x 1

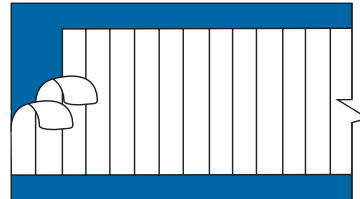
Order in multiples of 25 cards.



Blank write-on markers

Cat. no.	Marker size (in.)	Markers/card
WCBW14X34D	¼ x ¾	72
WCBW1132X112S	1½ x 1½	26
WCBW12X112S	½ x 1½	18
WCBW58X112S	⅝ x 1½	14
WCBW34X214S	¾ x 2½	12

Order in multiples of 25 cards.



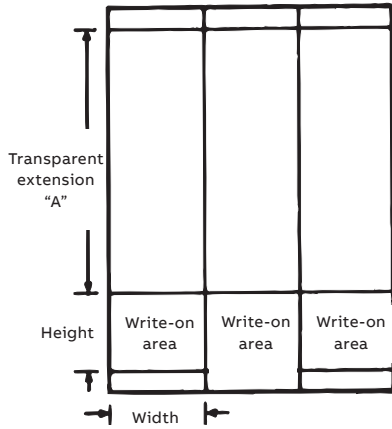
Solid NEMA colour markers

Cat. no.	Colour	Markers per legend	
		1½ in. (38 mm)	¾ in. (19 mm)*
WCBLDS	Blue — Dark	36	72
WCORAS	Orange	36	72
WCPINS	Pink	36	72
WCREDS	Red	36	72
WCWHIS	White	36	72
WCYELS	Yellow	36	72

Order in multiples of 25 cards.

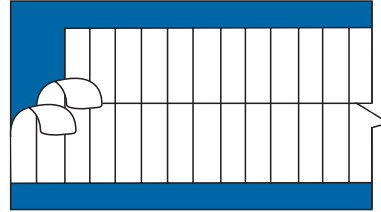
*When ¾ in. length markers are required, substitute the last S in the catalogue number with a D, i.e. WCBLKS would become WCBLKD.

Wire marker cards – Vinyl self-laminating



Write-on cable markers

Cat. no.	Overall marker size (in.)	Write-on area (W x D)(in.)	Markers/card
WSLM33	1 x 2 $\frac{3}{4}$	1 x $\frac{3}{4}$	3
WSLM35	1 x 5	1 x 1	3
WSLM123	1 $\frac{1}{2}$ x 3	1 $\frac{1}{2}$ x $\frac{3}{4}$	2
WSLM125	1 $\frac{1}{2}$ x 5	1 $\frac{1}{2}$ x 1	2
WSLM25	2 x 5	2 x 1	2
WSLM48	2 x 8	2 x 3 $\frac{3}{4}$	2
WSLM95	2 $\frac{3}{4}$ x 5	2 $\frac{1}{2}$ x 2 $\frac{3}{4}$	2
WSLM410	2 x 10	2 x 4 $\frac{1}{2}$	2



Blank write-on markers

Cat. no.	Write-on area (W x D)(in.)	Markers/card 1 $\frac{1}{2}$ in. (38 mm)
WSBW12x112S	$\frac{1}{2}$ x 1 $\frac{1}{2}$	18
WSBW34x112S	$\frac{3}{4}$ x 1 $\frac{1}{2}$	12
WSBW1x112S	1 x 1 $\frac{1}{2}$	9