

# SERVICE FITTINGS & ACTIVATION ACCESSORIES

## Quick Selection Guide

PRODUCT FAMILY	CATALOG NUMBER	SYSTEM COMPATIBILITY				ACTIVATION LOCATION			SERVICE CAPACITY			SERVICE COMPATIBILITY			MATERIAL/COLORS						
		WALKERDUCT	WALKERCELL	FLUSHDUCT	TRENCHDUCT	Flush	Recessed	Pedestal	Single Service	Dual Service	Triple Service	Power	Communication	Audio/Visual	Polycarbonate	Aluminum	Brass	Gray	Black	Nickel	Bronze
FloorPort	FPCTC Series		•				•			•	•	•	•		•	•	•	•	•	•	•
	FPBTC Series		•				•			•	•	•	•		•	•	•	•	•	•	•
	FPPFTC Series		•			•				•	•	•	•		•	•	•	•	•	•	•
	FPCT Series		•				•			•	•	•	•		•	•	•	•	•	•	•
	FPBT Series		•				•			•	•	•	•		•	•	•	•	•	•	•
	FPPFT Series		•			•				•	•	•	•		•	•	•	•	•	•	•
Pro Series Flanges	817B	•				•			•		•	•				•					
	827B	•				•				•	•	•				•					
	837B	•				•				•	•	•				•					
	817PCC	•				•			•		•	•		•					•		
	827PCC	•				•				•	•	•		•					•		
	837PCC	•				•				•	•	•		•					•		
	818TCAL	•				•			•		•	•			•						
	828TCAL	•				•				•	•	•			•						
838TCAL	•				•					•	•			•							
Source I	S165B	•				•			•		•					•					
	S165BLK/BRN	•				•			•				•						•		
	S166B	•				•			•			•				•					
	S166BLK/BRN	•				•			•			•		•					•		
	S175BLK/BRN	•				•			•				•						•		
PSRC9 Series	PSRC9TC	•				•			•		•			•	•	•	•	•			
	PSRC9AMDT	•				•			•			•		•	•	•	•	•			
	PSRC9FFTC	•				•			•			•		•	•	•	•	•			
1200 Series	1204BF	•	•					•	•			•				•					
	1204AL	•	•					•	•			•				•					
	1223BF	•	•					•	•			•				•					
	1223AL	•	•					•	•			•				•					
Multiplex	MP4	•	•	•				•	•			•	•	•		•					
	MP8	•		•				•		•		•	•	•		•					
	MP8-1	•	•	•				•		•		•	•	•		•					
525 Series	525A	•	•	•				•	•			•	•		•						
	525B	•	•	•				•	•			•	•		•						
	525C	•	•	•				•	•			•	•		•						
	525D	•	•	•				•	•			•	•		•						
	525F	•	•	•				•	•		•				•						
	525G	•	•	•				•	•			•			•						
	525H	•	•	•				•	•			•			•						
	525I	•	•	•				•	•			•			•						
	525J	•	•	•				•	•			•			•						
	525RT	•	•	•				•	•			•			•						
	525ACT	•	•	•				•	•			•			•						•

# MULTIPLEX™ SERIES



Multiplex Series Service Fittings are designed to be installed on the various types of infloor systems and can handle large capacity single and dual service power and/or communication requirements needed at the point-of-use.

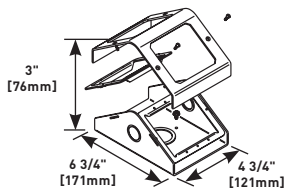
## CODE REFERENCE

**cULus Listed Underfloor Raceway Fittings:**

File E11912, Guide RQKX  
Meets Article 390 of NEC

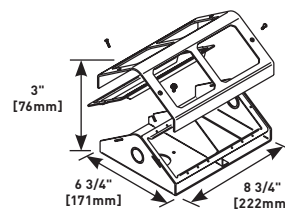
## Multiplex Series Service Fittings Ordering Information

### MP4 Single-Service Multiplex Service Fitting



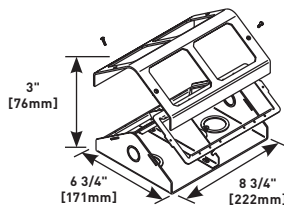
Single-service fitting includes housing, base, two mounting frames, and mounting hardware. For use on 2" [51mm] IPS or PK Preset Systems. For PK activation, use in conjunction with FloorPort Partition Feed and PK Kit. Has 1/2" and 3/4" trade size conduit knockouts on each end. 53.3 cu. in. [906cm<sup>3</sup>] capacity.

### MP8-1 Dual-Service Multiplex Service Fitting



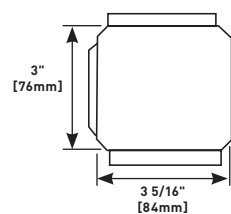
Same as MP8 except mounts on PK, or one No. 2 or one No. 4 Pro Series Duct.

### MP8 Dual-service Multiplex Service Fitting



Dual-service fitting includes housing, base, two mounting frames, divider, and mounting hardware. For use on one No. 2 and one No. 4 Duct. Has 1/2" and 3/4" trade size conduit knockouts on each end. 104.3 cu. in. [1709cm<sup>3</sup>] capacity.

### LTF48-B Blank Faceplate



Blank Faceplate.

## COLOR OPTIONS



Multiplex Series Service Fittings are available in a brushed aluminum finish unless otherwise indicated in the part number description.