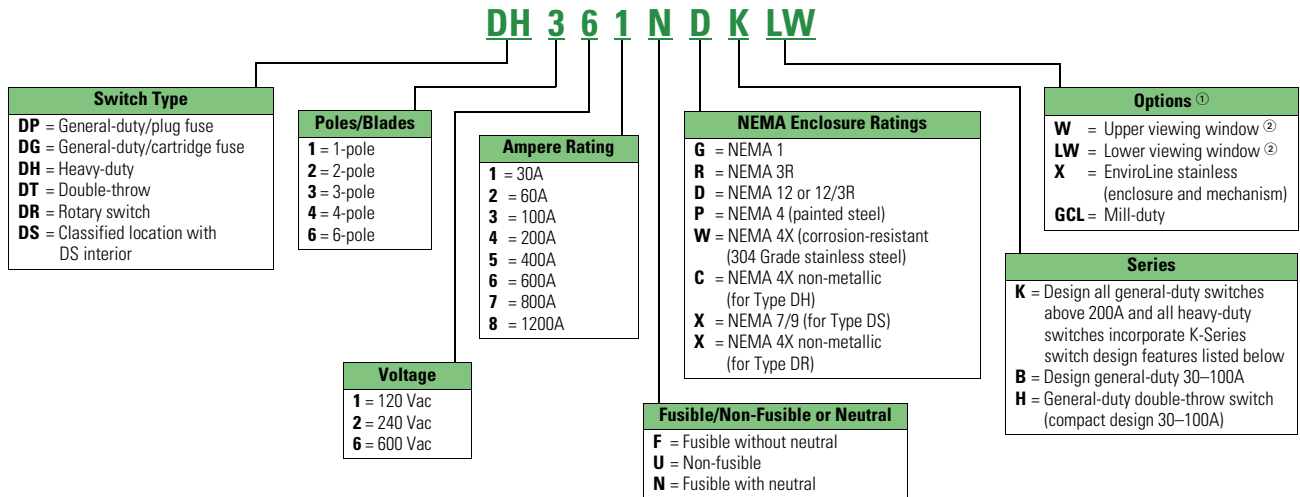


### Catalog Number Selection

#### Safety Switch



#### Notes

<sup>①</sup> See **Pages V2-T1-16** through **V2-T1-19** for additional Flex Center options.







<sup>②</sup> Effective August 2003, 30–100A window switches are replaced by a full view window that allows blade position verification and blown fuse indication. See **Page V2-T1-39** for catalog numbers.

**This table is intended for use in breaking down existing catalog numbers. It is not intended for building new catalog numbers.**

A factory-installed ground lug is supplied in all heavy-duty safety switches.

### Options and Accessories

#### Safety Switches

	Description	Catalog Number
<b>DH030NK</b> 	<b>Neutral Kits/Ground Kits</b>	
	30A DG	<b>DG030NB</b>
	60–100A DG	<b>DG100NB</b>
	200A DG, DH (NEMA 1, 3R enclosures)	<b>DG200NK</b>
	30–60A DH	<b>DH030NK</b>
	100A DH	<b>DH100NK</b>
	200A DH (NEMA 4X, 12 enclosures)	<b>DH200NK</b>
	400A DG, DH	<b>DS400NK</b>
	600A DG, DH	<b>DS600NK</b>
	400–600A fusible DT, 800–1200A DH	<b>DS800NK</b>
	30–100A DT	<b>DT100NK</b>
	200A DT	<b>DT200NK</b>
	400A non-fusible DT	<b>DT400NK</b>
600A non-fusible DT	<b>DT600NK</b>	
800A DT	<b>DT800NK</b>	
1200A DT	<b>DT1200NK</b>	
<b>DS200GK</b> 	<b>Ground Lug Kits</b>	
	30–100A DG	<b>DG030GB</b>
	30–100A DH, DT ①	<b>DS100GK</b>
	200A DG, DH, DT	<b>DS200GK</b>
400–600A DG, 400–1200A DH, 400–800A DT	<b>DS468GK</b>	
<b>DT100BK</b> 	<b>Switching Neutral Bonding Kits ②</b>	
	30–100A DT, 3P, 4P non-fusible	<b>DT100BK</b>
	200A DT, 3P, 4P non-fusible	<b>DT200BK</b>
	400A DT, 3P, 4P non-fusible	<b>DT400BK</b>
	600A DT, 3P, 4P non-fusible	<b>DT600BK</b>
	800–1200A DT, 3P, 4P non-fusible	<b>DT800BK</b>
<b>DS16CP</b> 	<b>Control Pole Kit (For 2P, 3P Switches)</b>	
	400–600A DG, 30–1200A DH, 30–800A DT	<b>DS16CP</b>
<b>DS200EK1</b> 	<b>Auxiliary Contact Kits</b>	
	All switches (except 30–100A DG) 1NO/1NC	<b>DS200EK1 ③</b>
	All switches (except 30–100A DG) 2NO/2NC	<b>DS200EK2 ③</b>
	NEMA 7/9 switches (30–100A) 1NO/1NC	<b>178C265G05</b>
NEMA 7/9 switches (30–100A) 2NO/2NC	<b>178C265G06</b>	
<b>DS36CL</b> 	<b>Copper Lug Kits</b>	
	30A DH, DT ④	<b>DS16CL</b>
	60A DH, DT ④	<b>DS16CL</b>
	100A DH, DT ④	<b>DS36CL</b>
	200A DH ④	<b>DS46CL</b>
	400A DH (NEMA 4, 4X, 12 enclosures) ⑤	<b>DS56CL</b>
	600–800A DH (NEMA 4, 4X, 12 enclosures) ⑤	<b>DS66CL</b>

#### Safety Switches, continued

	Description	Catalog Number
<b>DS56CK</b> 	<b>Crimp Lug Pad Kit (NEMA 4, 4X, 12 Enclosures)</b>	
	400–600A DH ④	<b>DS56CK</b>
	800A DH ⑤	<b>DS76CK</b>
400–800A neutral DH ②	<b>DS800CNK</b>	
<b>DS60FP</b> 	<b>Fuse Puller Kits</b>	
	30–60A DH ④	<b>DS30FP</b>
	30–60A DH ⑥	<b>DS60FP</b>
	100A DH ④	<b>DS100FP</b>
200A DH ④	<b>DS200FP</b>	
<b>DS22JK</b> 	<b>"J" Fuse Adapter Kits ⑦⑧</b>	
	60A 240V DH ④	<b>DS22JK</b>
	60A DH, DT and receptacle switches ④	<b>DS26JK</b>
	400A 600V DT ⑨	<b>DT400JK</b>
600A 240–600V DH, 600A DG ⑤	<b>DS600JK</b>	
<b>DS12FK</b> 	<b>"R" Fuse Adapter Kits ④</b>	
	30A DG	<b>DG030RB</b>
	100A DG	<b>DG100RB</b>
	30A 240V DH, DT	<b>DS12FK</b>
	30A 600V DH, DT, 60A 240V DH, DT, 60A DG	<b>DS16FK</b>
	60A 600V DH, DT	<b>DS26FK</b>
	100A 240–600V DH, DT	<b>DS36FK</b>
	200A 240–600V DH, DT, 200A DG	<b>DS46FK</b>
	400A 240–600V DH, 240V DT, 400A DG	<b>DS56FK</b>
	600A 240–600V DH, DT, 600A DG	<b>DS66FK</b>
<b>DS426TK</b> 	<b>"T" Fuse Adapter Kits</b>	
	200A 240V DH ④	<b>DS426TK</b>
	200A 600V DH ④	<b>DS466TK</b>
	400A 240V DG, DH, DT ⑤	<b>DS526TK</b>
	400A 600V DH ⑤	<b>DS566TK</b>
	600A 240V DG, DH ⑤	<b>DS626TK</b>
	600A 600V DH ⑤	<b>DS666TK</b>
	600A 240V ⑤	<b>DT626TK</b>
	600A 600V ⑤	<b>DT666TK</b>
	800A 240V DH ⑤	<b>DS726TK</b>
800A 600V DH, DT ⑤	<b>DS766TK</b>	
Hookstick handle	<b>DH800HSH</b>	
Lubricating grease for safety switch blades and contacts (each kit contains three 30 cc tubes of lubricating grease)	<b>DSLUBEKIT</b>	

#### Notes

- ① Ground bar kit is not listed on device publications.
- ② Order one kit per switch.
- ③ For duty ratings, see table on following page.
- ④ Order one kit for three poles.
- ⑤ Order one kit for each pole.
- ⑥ Receptacle switches.
- ⑦ 30A Class J available as factory option only.
- ⑧ If Class J fuse kit is not listed, then switch will accept Class J fusing by repositioning either fuse base or fuse clips. No drilling required.
- ⑨ Order one kit for six poles.

Accessories are not applicable to NEMA 7/9 switches unless indicated otherwise.

A factory-installed ground lug is supplied in all heavy-duty safety switches.