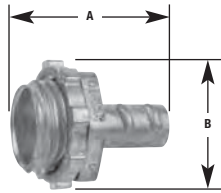




Armored Cable/Flexible Metallic Conduit Fittings, Service Caps

Screw-In Connectors Die Cast Zinc — Non-Insulated

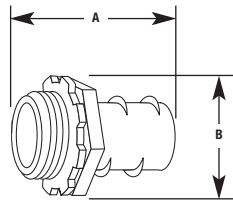


CAT. NO.	SIZE (IN.)	DIMENSIONS (IN.)		STD. CTN.
		A	B	
XG-240	3/8 (1/2 KO)	1.31	0.92	500
XG-241	1/2	1.38	0.92	500
XG-242	3/4	1.62	1.12	125
XG-243	1	1.94	1.37	125
XG-244	1 1/4	2.12	1.75	50
XG-245	1 1/2	2.31	2.13	50
XG-246	2	2.58	2.67	50

UL File No. E-23018.

CSA File No. LR-18130M57 3/8"-1 1/2".

Screw-In Connectors Die Cast Zinc — Insulated

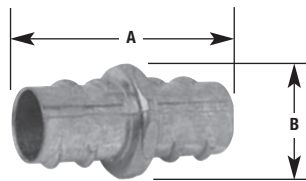


CAT. NO.	SIZE (IN.)	DIMENSIONS (IN.)		STD. CTN.
		A	B	
XG-840	3/8 (1/2 KO)	1.31	0.92	500
XG-841	1/2	1.38	0.92	500
XG-842	3/4	1.62	1.12	125
XG-843	1	1.94	1.37	125
XG-844	1 1/4	2.12	1.75	50
XG-845	1 1/2	2.31	2.13	50
XG-846	2	2.58	2.67	50

UL File No. E-23018.

CSA File No. LR-18130M57 3/8"-1 1/2".

Screw-In Couplings Die Cast Zinc

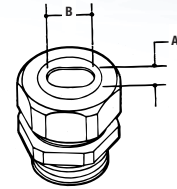


CAT. NO.	SIZE (IN.)	DIMENSIONS (IN.)		STD. CTN.
		A	B	
XK 241	1/2	1.81	0.92	250
XK-242	3/4	2.09	1.12	250
XK-243	1	2.41	1.37	125
XK-244	1 1/4	2.75	1.81	50
XK-245	1 1/2	3.05	2.12	50
XK-246	2	3.28	2.67	50

UL File No. E-23018.

Water-Tight Connectors

- For type SE, style U, flat;
2 insulating conductors, 1 bare

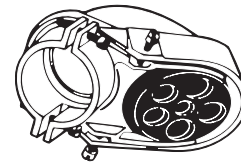


CAT. NO.	TRADE SIZE (IN.)	FITS CABLE	RUBBER GROMMET OPENING (IN.)		STD. CTN.
			A	B	
WT203A	1	3#8	.500	.750	100
WT-203B	1	3#6	.563	.844	100
WT-203C	1	3#4	.625	.938	100
WT-204A	1 1/4	3#3	.625	1.000	50
WT-204B	1 1/4	3#2	.580	.960	50
WT-204C	1 1/4	3#1	.660	1.090	50
WT-204D	1 1/4	3#1/0	.750	1.125	50
WT-205A	1 1/2	3#1/0 & 3#2/0	.735	1.240	20
WT-205B	1 1/2	3#2/0 & 3#3/0	.875	1.375	20
WT-205C	1 1/2	3#2/0 & 3#3/0	.938	1.438	20
WT-206A	2	3#1/0 & 3#2/0	.735	1.240	20
WT-206B	2	3#2/0 & 3#3/0	.875	1.375	20
WT-206C	2	3#2/0 & 3#3/0	.938	1.438	20
WT-206D	2	3#4/0	.890	1.550	20
WT-206E	2	3#4/0	1.063	1.688	20

For Underground Feeder Cable

UF201	1/2	2#14	.210	.440	250
UF-202	3/4	3#14	.220	.660	250

Aluminum Service Caps — Clamp Type for Rigid/Intermediate or Thinwall



CAT. NO.	CONDUIT SIZE (IN.)	NO. HOLES	SIZE	STD. CTN.
SH-102	3/4	5	2 (3/8") 3 (19/32")	50
SH-103	1	5	2 (7/16") 3 (1/2")	10
SH-104	1 1/4	5	2 (19/32") 3 (5/8")	10
SH-105	1 1/2	6	2 (19/32") 1 (1/16") 3 (3/4")	5
SH-106	2	6	2 (3/4") 3 (1") 1 (19/32")	5
SH-107	2 1/2	7	3 (3/8") 1 (1") 3 (1 1/16")	1
SH-108	3	7	4 (1 1/8") 3 (1 1/4")	1
SH-109	3 1/2	4	4 (1 3/4") 2 (1 1/2")	1
SH-110	4	4	4 (1 3/4") 2 (1 1/4")	1

CSA File No. LR-12798.

UL File No. E-13938.