

#### XTMC Miniature Contactor



### Miniature Controls

#### Product Description

Eaton's new line of **XT** miniature controls includes non-reversing and reversing mini contactors, mini overload relays and snap-on accessories. A wide range of applications is possible, including small electrical motors from fractional to 5 hp (460 Vac) or up to 4 kW (400 Vac).

#### Application Description

Due to its compact size, the **XT** line of mini controls is best suited to be applied in light-duty loads, such as hoisting, packaging, material handling, heating, lighting and automation systems. **XT** mini contactors are a particularly compact, economic and environmentally friendly solution wherever control of small motors or loads is required.


#### Features

##### Mini Contactors—Types XTMC and XTMF, 6–9A

- AC control from 12V to 550V 50 Hz, 600V 60 Hz
- DC control from 12V to 220V
- Reversing or non-reversing
- Three- and four-pole configurations
  - Three-pole XTMC
  - Four-pole XTMF
- Panel or DIN rail mounting
- IP20 finger and back-of-hand proof
- Low noise operation
- High degree of climatic proofing
- Large ambient temperature range –25° to 50°C [–13° to 122°F]

### Contents

#### Description

	<b>Page</b>
Relays and Timers .....	<b>V5-T1-3</b>
Miniature Controls	
Catalog Number Selection .....	<b>V5-T1-19</b>
Product Selection .....	<b>V5-T1-20</b>
Accessories .....	<b>V5-T1-24</b>
Technical Data and Specifications .....	<b>V5-T1-27</b>
Wiring Diagrams .....	<b>V5-T1-32</b>
Dimensions .....	<b>V5-T1-34</b>
 An Eaton Green Solution	
Contactors and Starters .....	<b>V5-T1-35</b>
Thermal Overload Relays .....	<b>V5-T1-128</b>
C440/ <b>XT</b> Electronic Overload Relay .....	<b>V5-T1-141</b>
Manual Motor Protectors .....	<b>V5-T1-157</b>
Combination Motor Controllers .....	<b>V5-T1-191</b>
<b>XT</b> Electronic Manual Motor Protector .....	<b>V5-T1-217</b>
EMS—Electronic Motor Starter .....	<b>V5-T1-230</b>
Reference Data .....	<b>V5-T1-232</b>

#### Standards and Certifications

- IEC EN 60947
- CE approved
- UL
- CSA
- CCC

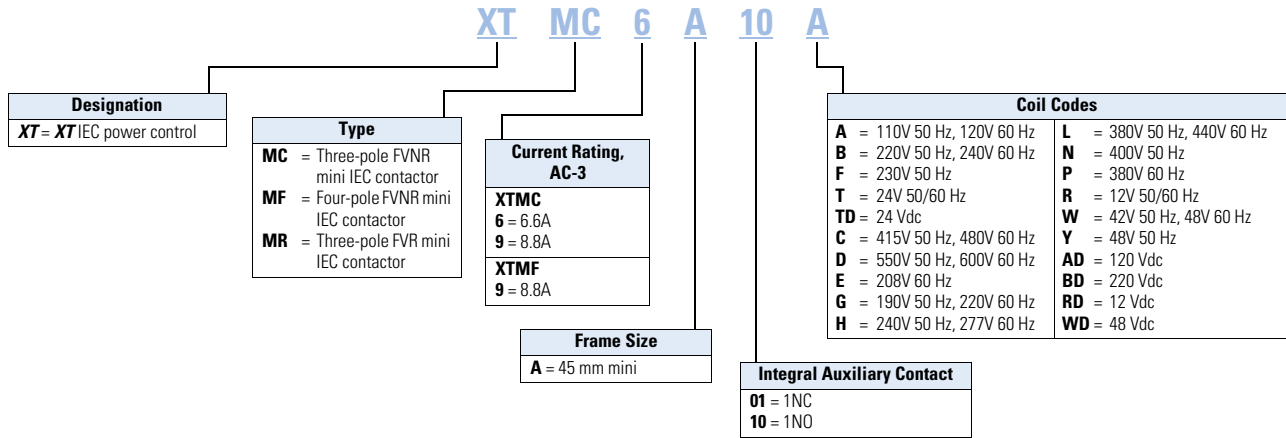


**Instructional Leaflets**

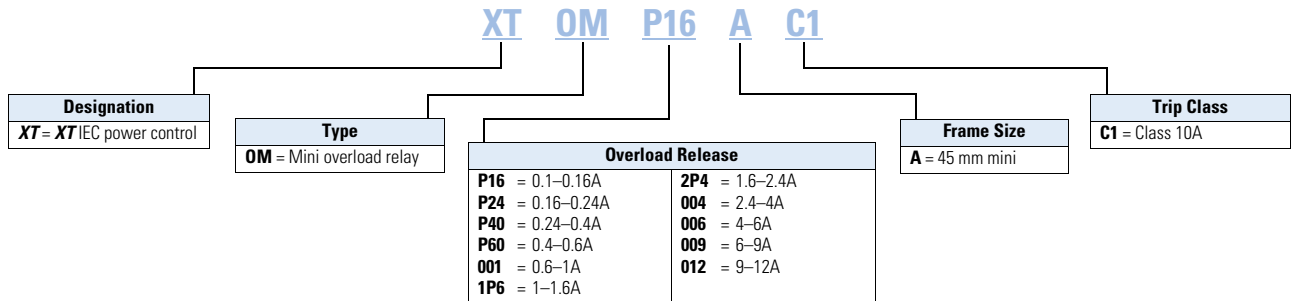
- Pub51219 XTMC, XTMF Mini Contactors, XTRM Mini Control Relay and Accessories
- Pub51243 XTOM Mini Overload Relays
- Pub51206 Mini Reversing Link Kits
- MN03402002E XTOM Mini Overload Relays Installation and User Manual

**Catalog Number Selection**

**XT IEC Miniature Contactors**



**XT IEC Miniature Overload Relays**



**Full Voltage Reversing Miniature Contactors**

XTMR\_

**Maximum UL Ratings—Single-Phase and Three-Phase****Horsepower Ratings**

Single-Phase			Three-Phase				Spare Auxiliary Contacts		Catalog Number <sup>①②</sup>
115V	200V	230V	200V	230V	460V	575V	K1M	K2M	
1/4	3/4	1	1-1/2	2	3	3	-  <sub>63</sub> -  <sub>64</sub>	-  <sub>63</sub> -  <sub>64</sub>	XTMR6A21_
1/2	1	1-1/2	2	3	5	5	-  <sub>63</sub> -  <sub>64</sub>	-  <sub>63</sub> -  <sub>64</sub>	XTMR9A21_

**Maximum IEC Ratings AC-3****Three-Phase Motors 50–60 Hz**

Operational Current AC-3 Amp Rating 380/400V	Conventional Free Air Thermal Current AC-1 at 50°C	Three-Phase Motors 50–60 Hz				Spare Auxiliary Contacts		Catalog Number <sup>①②</sup>
		220/ 230/ 240V	380/ 400/ 440V	500V	660/ 690V	K1M	K2M	
6.6	20	1.5	3	3	3	-  <sub>63</sub> -  <sub>64</sub>	-  <sub>63</sub> -  <sub>64</sub>	XTMR6A21_
8.8	20	2.2	4	4	4	-  <sub>63</sub> -  <sub>64</sub>	-  <sub>63</sub> -  <sub>64</sub>	XTMR9A21_

**Magnet Coil Suffix**

Coil Voltage	Suffix Code	Coil Voltage	Suffix Code	Coil Voltage	Suffix Code	Coil Voltage	Suffix Code
110V 50 Hz, 120V 60 Hz	<b>A</b>	415V 50 Hz, 480V 60 Hz	<b>C</b>	380V 60 Hz	<b>P</b>	120 Vdc	<b>AD</b>
220V 50 Hz, 240V 60 Hz	<b>B</b>	550V 50 Hz, 600V 60 Hz	<b>D</b> <sup>③</sup>	12V 50/60 Hz	<b>R</b> <sup>③</sup>	220 Vdc	<b>BD</b>
230V 50 Hz	<b>F</b>	208V 60 Hz	<b>E</b>	42V 50 Hz, 48V 60 Hz	<b>W</b>	12 Vdc	<b>RD</b>
24V 50/60 Hz	<b>T</b>	190V 50 Hz, 220V 60 Hz	<b>G</b>	48V 50 Hz	<b>Y</b>	48 Vdc	<b>WD</b>
24 Vdc	<b>TD</b> <sup>②</sup>	240V 50 Hz, 277V 60 Hz	<b>H</b>	—	—	—	—
—	—	380V 50 Hz, 440V 60 Hz	<b>L</b>	—	—	—	—

**Notes**IEC Utilization Categories, see **Page V5-T1-245**.

AC-1: Non-inductive or slightly inductive loads.

AC-3: Squirrel cage motors—starting, switching of motors during running.

AC-4: Squirrel cage motors—starting, plugging, inching.

<sup>①</sup> Underscore ( \_ ) indicates magnetic coil suffix required. See Magnet Coil Suffix table above.<sup>②</sup> The factory-installed reversing mini contactor includes (2) XTMC...01 contactors, (2) XTMCXFA20 2NO front-mount auxiliary contacts (1) XTMCXRL reversing link kit and (1) XTMCXML mechanical interlock.<sup>③</sup> XTMF four-pole contactor not available with "D" or "R" coil voltage suffix.