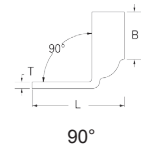
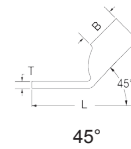
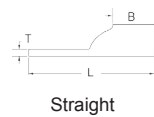


**ONE HOLE HYLUG™
FLEX CONDUCTOR
STANDARD BARREL
NARROW TONGUE
(Continued)**



UL Listed 90° C, Up to 35 kV ♦



NOTE: Field bending straight lugs to achieve an angular connection will void UL Listing / CSA Certifications and BURNDY will not be liable for the connection.

C-53

Catalog Number	Conductor		Stud Hole Size	Tongue Width	Figure Dimensions			Installation Tooling					Wire Strip Length	
	AWG/ KCMIL	MM² ***			(B)	(T)	(L)	Dieless (# of crimps)	Mech.	Hydraulic		Color Code		Die Index
									MD6, OUR840, MD7-34R	BCT500HS, Y500CTHS	Y35, Y39, Y750 Y46*, PAT750			
YAV4CLNT10FX	#4 AWG #4 Flex G,H,I,K,M, DLO (105/24)	—	#10	0.41	0.50	0.09	1.32	Y122CMR (2) MY29-11 (1) Y1MRTC (2) Y / PAT81KFT (1) Y / PAT644 (1)	W4CRT (1) W4CVT (1) X4CRT (1)	W4CRT (1) W4CVT (1) X4CRT (1)	U4CRT (1)	Gray	8	1/2
YAV2CLNT14FX	#2 AWG #2 Flex G,H,I,K,M, DLO (150/24)	35	1/4	0.46	0.63	0.10	1.71	Y122CMR (2) MY29-11 (1) Y1MRTC (2) Y / PAT81KFT (1) Y / PAT644 (1)	W2CRT (1) W2CVT (1) X2CRT (1)	W2CVT (1) W2CRT (1) X2CRT (1)	U2CRT (1)	Brown	10	11/16
YAV2CLNT516FX			5/16	0.44	0.63	0.10	1.78							
YAV25LNT14FX	1/0 AWG 1/0 Flex G,H,I,K,M, DLO (275/24)	50	1/4	0.67	0.69	0.12	1.75	MY29-11 (1) Y / PAT644 (1) Y / PAT81KFT (1)	W25VT (2) W25RT (2) X25RT (2)	W25VT (2) W25RT (2) X25RT (2)	U25RT (1)	Pink	12	11/16
YAV25LNT516FX			5/16	0.67	0.69	0.12	1.81							
YAV25LNT38FX			3/8	0.76	0.69	0.13	1.94							
YAV26LNT516FX	2/0 AWG 2/0 Flex G,H,I,K,M, DLO (325/24)	70	5/16	0.90	0.81	0.13	1.98	MY29-11 (1) Y / PAT644 (1) Y / PAT81KFT (1)	W26VT (2) W26RT (2) X26RT (2)	W26VT (2) W26RT (2) X26RT (2)	U26RT (1)	Black	13	13/16
YAV26LNT38FX			3/8	0.90	0.81	0.13	2.11							
YAV26LNT12FX			1/2	0.87	0.81	0.13	2.36							
YAV27LNT12FX	3/0 AWG 3/0 Flex G,H,I,K,M, DLO (450/24)	95	1/2	0.76	1.00	0.14	2.59	MY29-11 (1) Y / PAT644 (1) Y / PAT81KFT (2) Y / PAT4PC834 (1)	W27VT (2) W27RT (2) X27RT (3)	W27VT (2) W27RT (2) X27RT (3)	U27RT (1)	Orange	14	1-1/16
YAV28LNT516FX	4/0 AWG 4/0 Flex G,H,I,K,M, DLO (550/24)	—	5/16	0.94	1.03	0.15	2.29	MY29-11 (1) Y / PAT644 (1) Y / PAT81KFT (1)	W28VT (2) W28RT (2) X28RT (3)	W28VT (2) W28RT (2) X28RT (3)	U28RT (1)	Purple	15	1-1/16
YAV28LNT38FX			3/8	0.94	1.03	0.15	2.42							
YAV28LNT12FX			1/2	0.76	1.03	0.15	2.67							
YA30LNT516FX	250 kcmil G,H	—	5/16	0.96	1.03	0.15	2.48	Y / PAT644 (1) Y / PAT81KFT (2)	W30VT (4)	—	U30RT (2)	White	17	1-1/8
YA31L-NT12-FX	250 kcmil I,K,M, DLO 262 (650/24)	150	1/2	0.96	1.06	0.18	2.75	Y / PAT644 (1) Y / PAT81KFT (1) Y / PAT4PC834 (1)	W30VT (2)	W30VT (2) W30RT (2)	U30RT (2)	White	17 or 298	1-1/8
YA32LNT516FX	300 kcmil G,H,I,K,M, DLO 313 (775/24)	185	5/16	0.96	1.19	0.19	2.65	Y / PAT644 (1) Y / PAT81KFT (1)	W31VT (2)	W31VT (2) W31RT (2)	U31RT (2)	Red	18	1-1/4
YA32LNT38FX			3/8	0.96	1.19	0.19	2.68							

Consult cable manufacturers for stress relief instructions
 ♦ For applications greater than 2000 Volts consult cable manufacturer for voltage stress relief instructions
 * Use PUADP-1 adaptor with U dies in Y46 HYPRESS™

*** The MM² conductor sizes Listed are the recommendations for CLASS 5 conductor

▲ See tooling section of this catalog for complete tool and die listings. Use ONLY color-coded die recommendations for -FX connectors
Note: All dimensions shown are for reference only.