


Switches

Disconnect Switches


Type MCS (30-200A) — Switches, Fuse and No Fuse Kits

Features


- 30, 60, 100 and 200 Ampere Switches
- UL Recognized (file # E121152 vol. 1 & 2) and CSA Certified
- Simple Mounting — with an integral switch and over center mechanism
- Horsepower & load break rated
- Compact Size
- Visible Blade Contacts
- Rugged Construction — with a short circuit current rating of 10,000 amps with Class H or 200,000 amps at 600V maximum AC, when fused with Class R or Class J fuses
- Available with three operator handle options, allowing flexible placement of switch
- Field Installable Auxiliary Contacts
- Flexible Fuse Class Configurations
- Flange mounted handles meet NFPA79 requirements



Type MCS Disconnect Switch with Max-Flex™ handle operator



Type MCS Disconnect Switch with fixed-depth, flange-mounted handle



Type MCS Disconnect Switch with rotary handle

Ordering Information

1. Select the basic switch size you need (30, 60, 100 or 200 ampere).
2. Check the switch selected against the maximum horsepower rating required for our application. "L" or "R" suffix on switch catalog numbers denotes left or right-handed mechanism drive.
3. Choose either fuse or no fuse kit from chart below.
4. Check "Minimum Dimensions" on page 18/26 for installation space requirements.
5. Select from the list of handle operators, the type which best suits your application. Handle operators can be selected from the next page.

Basic Switches

Switch Ampere Rating	Maximum Voltage Rating	Catalog Number Right Hand	Catalog Number Left Hand	Maximum Horsepower Rating, 3 Phase ^④						250 Volts DC (max) ^④
				240 Volts AC		480 Volts AC		600 Volts AC		
				Standard Fuse	Time Delay Fuse	Standard Fuse	Time Delay Fuse	Standard Fuse	Time Delay Fuse	
30	600	MCS603R	MCS603L	3	7½	5	15	7½	20	5
60	600	MCS606R	MCS606L	7½	15	15	30	15	50	10
100	600	MCS610R	MCS610L▲	15	30	25	60	30	75	20
200	600	MCS620R	MCS620L▲	25	60	50	125	60	150	40

Fuse And No Fuse Kits (Includes load base plus line and load fuse clips)^①

Basic Switch Ampere Rating	Switch Catalog Number	Kit Description	No Fuse Kits		For Class H	For Class J	For Class R	Lug Wire Size
			Standard	Cu Only ^②				
			Catalog Number	Catalog Number	Catalog Number ^①	Catalog Number ^①	Catalog Number ^①	
30	MCS603R or MCS603L	No Fuse	TMK606	—	—	—	—	#14 to #4 AWG Cu/Al
		30A, 250V	—	—	FCK203▲	—	FCRK203	
		30A, 600V	—	—	FCK206	FCJK603	FCRK206	
		60A, 250V	—	—	FCK206	—	FCRK206	
60	MCS606R or MCS606L	60A, 600V	—	—	FCK606	FCJK606	FCRK606	#14 to #4 AWG Cu/Al
		No Fuse	TMK606	—	—	—	—	
		60A, 250V	—	—	FCK206	—	FCRK206	
		60A, 600V	—	—	FCK606	FCJK606	FCRK606	
100	MCS610R or MCS610L	100A, 250V	—	—	OFCK661▲	OFCK661▲	③	#14 to #2/0 AWG Cu/Al
		100A, 600V	—	—	OFCK661▲	OFCK661▲	③	
		No Fuse	TMK610	TMK610C	—	—	—	
		200A, 250V	—	—	FCK610	FCK610	③	
200	MCS620R or MCS620L	200A, 600V	—	—	OFCK620	OFCK620	③	#6 to 300 kcmil Cu/Al
		No Fuse	TMK620	TMK620C▲	—	—	—	
		200A, 250V	—	—	FCK620	FCK620	③	
		200A, 600V	—	—	FCK620	FCK620	③	

▲ Built to order. Allow 6-8 weeks for delivery.

① For "copper only" connectors, order as follows:

Fusible—order standard switch, standard fuse kit and copper only no fuse kit.

Non-Fusible—order standard switch and copper only no fuse kit.

② Includes both line and load lugs.

③ For Class R fuses order Class H kit from this table and the Class R conversion kit from the next page.

④ HP ratings for time delay fuses and for 250V DC also apply to Non-fusible switches.