




For a complete assembly, please select:

| Switch | Switch | | | | | | | | | | | |
|--|---|--------------|---------------|------------------|-----------------------------|------------|------------|---------|---|-------------|------------------------|-------------|
| | Switch amp rating | No. of poles | SCCR @600V | Max Class J fuse | Max horsepower rating, 3-Ph | | | | Wire size | Wire type | Part number | |
| | | | | | 208 Vac | 220/240Vac | 440/480Vac | 600 Vac | | | | |
|  | 16 | 3 | 65kA | 30A | 3 | 5 | 10 | 10 | #14-#10 Sol Dual #12 Sol #14-#4 Str Dual #14-#12 Str | 75°C Cu | RD16-3-508 | |
| | 25 | 3 | 65kA | 30A | 7.5 | 7.5 | 15 | 20 | #14-#10 Sol Dual #12 Sol #14-#4 Str Dual #14-#12 Str | 75°C Cu | RD25-3-508 | |
| | 40 | 3 | 10kA 65kA | 60A 30A | 7.5 | 7.5 | 20 | 25 | #14-#10 Sol Dual #12 Sol #14-#4 Str Dual #14-#12 Str | 75°C Cu | RD40-3-508 | |
| | 63 | 3 | 50kA 65kA | 100A 60A | 15 | 20 | 40 | 40 | #14-#10 Sol Dual #12 Sol #14-#1 Str Dual #10-#6 Str | 75°C Cu | RD63-3-508 | |
| | 80 | 3 | 50kA 65kA | 100A 60A | 15 | 20 | 40 | 40 | #14-#10 Sol Dual #12 Sol #14-#1 Str Dual #10-#6 Str | 75°C Cu | RD80-3-508 | |
| + | | | | | | | | | | | | |
|  | Direct mount handle - mounts directly to switch, no shaft required | | | | | | | | | | | |
| | For switch part number | Color | Test function | Padlockable | | | | | | | Part number | |
| All switches | Black | N | Y - On Switch | | | | | | | DIR-01 | | |
| or | | | | | | | | | | | | |
|  | External front or right side operated selector handles - shaft required | | | | | | | | | | | |
| | NEMA type | Color | Handle length | Test function | Padlockable | | | | | | Part number | |
| | 1, 3R, 4, 4X, 12 | Black | Short | N | Y | | | | | | H4X-01B ⁽¹⁾ | |
| | 1, 3R, 4, 4X, 12 | Red/yellow | Short | N | Y | | | | | | H4X-01R ⁽¹⁾ | |
| | 1, 3R, 4, 4X, 12 | Black | Long | N | Y | | | | | | H4X-02B ⁽²⁾ | |
| | 1, 3R, 4, 4X, 12 | Red/yellow | Long | N | Y | | | | | | H4X-02R ⁽²⁾ | |
| | External front operated pistol handles - shaft required | | | | | | | | | | | |
| | NEMA type | Color | Handle length | Test function | Padlockable | Defeatable | | | | | | Part number |
| | 1, 3R, 4, 4X, 12 | Black | — | N | Y | Y | | | | | | H4X-03B |
| | 1, 3R, 4, 4X, 12 | Red/yellow | — | N | Y | Y | | | | | | H4X-03R |
| | Metallic hasp (heavy duty) external front operated pistol handles - shaft required | | | | | | | | | | | |
| | NEMA type | Color | Handle length | Test function | Padlockable | Defeatable | | | | | | Part number |
| | 1, 3R, 4, 4X, 12 | Black | — | N | Y | Y | | | | | | H4X-03BHD |
| | 1, 3R, 4, 4X, 12 | Red/yellow | — | N | Y | Y | | | | | | H4X-03RHD |
| | Shafts for selector handles | | | | | | | | | | | |
| Length in (mm) | Mounting depth (X) in (mm) | | | | | | | | Part number | | | |
| 5.9 (150) | 3.50~7.60 (89~193) | | | | | | | | SH4-150 ⁽¹⁾ | | | |
| 7.9 (200) | 3.50~9.50 (89~241) | | | | | | | | SH4-200 ⁽¹⁾ | | | |
| 12.6 (320) | 3.50~14.9 (89~378) | | | | | | | | SH4-320 ⁽¹⁾ | | | |
| Shafts for pistol handles | | | | | | | | | | | | |
| Length in (mm) | Mounting depth (X) in (mm) | | | | | | | | Part number | | | |
| 7.9 (200) | 3.30~7.40 (84~188) | | | | | | | | SH3-200 ⁽²⁾ | | | |
| 12.6 (320) | 3.30~9.30 (84~236) | | | | | | | | SH3-320 ⁽²⁾ | | | |
| 15.7 (400) | 3.30~14.7 (84~373) | | | | | | | | SH3-400 ⁽²⁾ | | | |
| Shaft guides for selector and pistol handles | | | | | | | | | | | | |
| Handle type | | | | | | | | | | Part number | | |
| Selector | Required for 12.6" (320mm) long shafts, optional for other lengths | | | | | | | | | SH-GUIDE1 | | |
| Pistol | Required for 15.7" (400mm) long shafts, optional for other lengths | | | | | | | | | SH-GUIDE2 | | |
| Door mount kit - for mounting switch on the right side of the enclosure or directly on the enclosure door using switch side operation shaft location. Kit includes a shaft. <i>Order switch and selector handle separately.</i> | | | | | | | | | | | | |
| Switch rating | | | | | | | | | | Part Number | | |
| All switches - kit includes shaft | | | | | | | | | | DOOR-508 | | |

Disconnect switches

Select for standard applications

Switch

Handle