





Standard Class J

For a complete assembly, please select:

Select for standard applications	Switch + lugs		Switch							
			Amp rating	Fuse class	Number of poles	SCCR	Max horsepower rating, 3-phase			Part number
							220/240Vac	440/480Vac	600Vac	
			600	J	2	200kA	-	-	-	RDF600J-2
			600	J	3	200kA	200	400	500	RDF600J-3
			600	J	4	200kA	200	400	500	RDF600J-4
			800	L	2	200kA	-	-	-	RDF800L-2
			800	L	3	200kA	200	500	500	RDF800L-3
			800	L	4	200kA	200	500	500	RDF800L-4
			Terminal lug kit							
Switch amp rating	Number of poles	Lugs per kit	Wire range			Wire type	Part number			
600-800	2	2	(2) #2-600MCM			75°C Cu/Al	LUG5-2			
600-800	3	3	(2) #2-600MCM			75°C Cu/Al	LUG5-3			
600-800	4	4	(2) #2-600MCM			75°C Cu/Al	LUG5-4			
Handle		Direct mount handle - mounts directly to switch, no shaft required								
		For switch part number	Color	Test function	Padlockable			Part number		
		All switches	Black	Y	Y			DIR-08		
		or								
		External front operated pistol handles - shaft required								
		NEMA type	Color	Test function	Padlockable	Defeatable			Part number	
		1, 3R, 4, 4X, 12	Black	N	Y	Y			H4X-07B	
		1, 3R, 4, 4X, 12	Red/yellow	N	Y	Y			H4X-07R	
		Metallic hasp (heavy duty) external front operated pistol handles - shaft required								
		NEMA type	Color	Test function	Padlockable	Defeatable			Part number	
1, 3R, 4, 4X, 12	Black	N	Y	Y			H4X-07BHD			
1, 3R, 4, 4X, 12	Red/yellow	N	Y	Y			H4X-07RHD			
Shafts for pistol handles										
Length in (mm)	Mounting depth (X) in (mm)						Part number			
7.9 (200)	10.63~11.97 (270~304)						SH7-200			
12.6 (320)	10.63~16.69 (270~424)						SH7-320			
15.7 (400)	10.63~19.84 (270~504)						SH7-400			
or										
Accessories	Aux contacts		NFPA through the door handle kit - to be used with front pistol handle							
			For switch part number	Color	Test function	Padlockable	Defeatable	Part number		
			All switches	Red	N	Y	N	H79-4		
			and ...							
			Auxiliary contacts							
			Contact type	Number of contacts	Continuous amp rating	Voltage rating	Max number of aux contacts per switch		Part number	
			NO	1	10A	600Vac	8		BAC05	
			NC	1	10A	600Vac	8		BAC06	
			and ...							
			Shrouds		Terminal shrouds - includes terminal shroud for Lineside or loadside					
Switch amp rating	Number of poles					Part number				
600-800	2					TSH10-2TB				
600-800	3					TSH10-3TB				
600-800	4					TSH10-4TB				

Disconnect switches