







Standard Class J

For a complete assembly, please select:

SWITCH	Switch													
	Amp rating	Fuse class	Number of poles	SCCR	Max horsepower rating						Wire size	Wire type	Part number	
					1-phase		3-phase			DC*				
					220/240Vac	220/240Vac	440/480Vac	600 Vac	125 Vdc	250 Vdc				
60	J	2	200kA	10	-	-	-	5	10	#12-10 Sol #12-1 Str	75°C Cu	RDF60J-2		
60	J	3	200kA	-	15	30	50	5	10	#12-10 Sol #12-1 Str	75°C Cu	RDF60J-3		
60	J	4	200kA	-	15	30	50	5	10	#12-10 Sol #12-1 Str	75°C Cu	RDF60J-4		
* DC ratings use two poles in series.														
+														
	Direct mount handle - mounts directly to switch, no shaft required													
	For switch Part number	Color		Test function	Padlockable							Part number		
All switches	Black		Y	Y							DIR-07			
or														
 or  +  + 	External front operated pistol handles - shaft required													
	NEMA type	Color		Test function	Padlockable	Defeatable							Part number	
	1, 3R, 12	Black		N	Y	Y							H12-03B	
	1, 3R, 12	Red/yellow		N	Y	Y							H12-03R	
	1, 3R, 4, 4X, 12	Black		N	Y	Y							H4X-06B	
	1, 3R, 4, 4X, 12	Red/yellow		N	Y	Y							H4X-06R	
	1, 3R, 4, 4X, 12	Black		Y	Y	Y							H4X-06TB	
	1, 3R, 4, 4X, 12	Red/yellow		Y	Y	Y							H4X-06TR	
	Metallic hasp (heavy duty) external front operated pistol handles - shaft required													
	NEMA type	Color		Test function	Padlockable	Defeatable							Part number	
	1, 3R, 4, 4X, 12	Black		N	Y	Y							H4X-06BHD	
	1, 3R, 4, 4X, 12	Red/yellow		N	Y	Y							H4X-06RHD	
	External right side operated pistol handles - shaft required													
	NEMA type	Color		Test function	Padlockable	Defeatable							Part number	
	1, 3R, 4, 4X, 12	Black		N	Y	N/A							H4X-06SB	
1, 3R, 4, 4X, 12	Red/yellow		N	Y	N/A							H4X-06SR		
Shafts for pistol handles														
Length in (mm)	Mounting depth (X) in (mm)											Part Number		
7.9 (200)	5.30~9.06 (135~230)											SH5-200		
12.6 (320)	5.30~13.78 (135~350)											SH5-320		
15.7 (400)	5.30~16.93 (135~430)											SH5-400		
or														
	Flange handle⁽¹⁾ - requires shaft operated mechanism or cable operated mechanism + cable													
	NEMA type	Flange style		Test Function	Padlockable	Defeatable							Part number	
	1, 3R, 4, 12	Standard		N	Y	Y							FLH1	
	1, 3R, 4, 4X, 12	Chrome Plated		N	Y	Y							FLH2	
	Shaft operated flange mechanism⁽²⁾ - includes shaft													
	For enclosure depth in (mm)											Part number		
	6~24 (152~613)											FLRM		
	Cable operated flange mechanism and cable - must select mechanism ⁽³⁾ <i>and</i> cable ⁽⁴⁾													
	Item / length											Part number		
	Cable mechanism											FLCM		
36" (900mm) cable											FLC36			
60" (1500mm) cable											FLC60			
120" (3000mm) cable											FLC120			