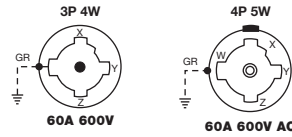




## Connector Bodies


Description	Cord Dia.	Catalog Number	
Black phenolic interior with yellow thermoplastic sleeve over steel cover.	.920"-1.450" (23.36-36.83)	<b>HBL26418</b>	-
Black phenolic interior with blue thermoplastic sleeve over steel cover.	1.00"-1.50" (25.40-38.10)	-	<b>HBL26516</b>



## Receptacles

Description	Catalog Number	
Black phenolic interior with short aluminum housing and lift cover.	<b>HBL26410</b>	-
Black phenolic interior with long aluminum housing and lift cover.	<b>HBL26420</b>	-
Black phenolic interior with long aluminum housing with lift cover and blue finish.	-	<b>HBL26520</b>


**IP44**  
SUITABILITY



## Flanged Receptacles

Description	Catalog Number	
Black phenolic interior with steel housing and flange.	<b>HBL26421</b>	-
Black phenolic interior with steel housing and flange with blue finish.	-	<b>HBL26521</b>


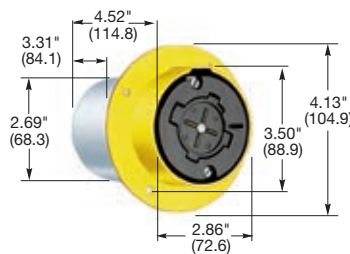

**IP30**  
SUITABILITY



## Receptacle Box and Adapter Plates (Box requires one adapter)

Description	Catalog Number
Box, cast aluminum, only for 60A Hubbellock receptacles.	<b>HBL26401</b>
Straight adapter plate.	<b>HBL26402</b>
45° adapter plate.	<b>HBL26404</b>

Note: Straight or angle adapter plate must be used when mounting a 60A receptacle to HBL26401 box. Cannot be used with round flanged receptacles and inlets. See page B-68 for additional information.



Dimensions in Inches (mm)



### 30 Amp Hubbellok® Accessories

#### Receptacle Plates for FS/FD Box Mounting



HBL20405

Description	Catalog Number
Thermoplastic, wet and damp locations with cover "open", gray.	<b>HBL7428WOG*</b>
Thermoplastic, wet and damp locations with cover "open", yellow.	<b>HBL7428WOY*</b>
Thermoplastic, wet and damp locations with cover "open", red.	<b>HBL7428WOR*</b>
Cast aluminum, wet location only when cover "closed" and damp locations, lift cover plate.	<b>HBL20405</b>
Cast aluminum, wet location only when cover "closed" and damp locations, red finish.	<b>HBL20446</b>
302/304 stainless, single gang, smooth. NOT weatherproof.	<b>SS737</b>

Note: \*Features two #6-32 threaded inserts to back mount device to cover.

**IP54**  
SUITABILITY

#### Switched Enclosure



SEHBL3

Description	Catalog Number
Switched enclosure for use with 30A 3 pole 4 wire Hubbellok receptacle. Receptacle not included.	<b>SEHBL3</b>

Note: For more information on switched enclosures see page B-37.

#### Liquidtight Metallic Conduit Adapters (Not Shown)

Description	Catalog Number
Adapter for use with 1/2" NPT conduit fittings.	<b>SAB12</b>
Adapter for use with 3/4" NPT conduit fittings.	<b>SAB34</b>

#### Boots

Description	Catalog Number
"Mini" boot for 4 wire Hubbellok connector body.	<b>HBL20424B†</b>
"Mini" boot for 4 wire Hubbellok plug.	<b>HBL20425B†</b>

Note: †Not UL Listed or CSA Certified.

### 60 Amp Hubbellok® Accessories

#### Receptacle Box and Adapter Plates (Box requires one adapter)



SAB34

Description	Catalog Number
Box, cast aluminum, only for 60A Hubbellok receptacles.	<b>HBL26401</b>
Straight adapter plate.	<b>HBL26402</b>
45° adapter plate.	<b>HBL26404</b>

Note: Straight or angle adapter plate must be used when mounting a 60A receptacle to HBL26401 box. Cannot be used with round flanged receptacles and inlets.



HBL20424B

#### Kellems® Cable Grip


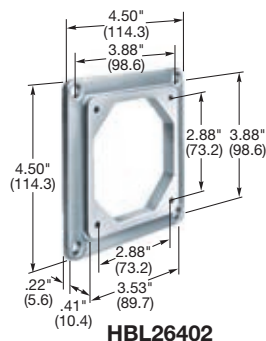

Description	Cord Diameter	Catalog Number
Cable grip.	.830"-1.000" (21.1-25.4)	<b>H660A</b>
Cable grip (not shown).	1.000"-1.140" (25.4-28.9)	<b>H661A</b>
Cable grip (not shown).	1.125"-1.328 (28.6-33.7)	<b>H662A</b>



HBL20425B



H660A



Dimensions in Inches (mm)