



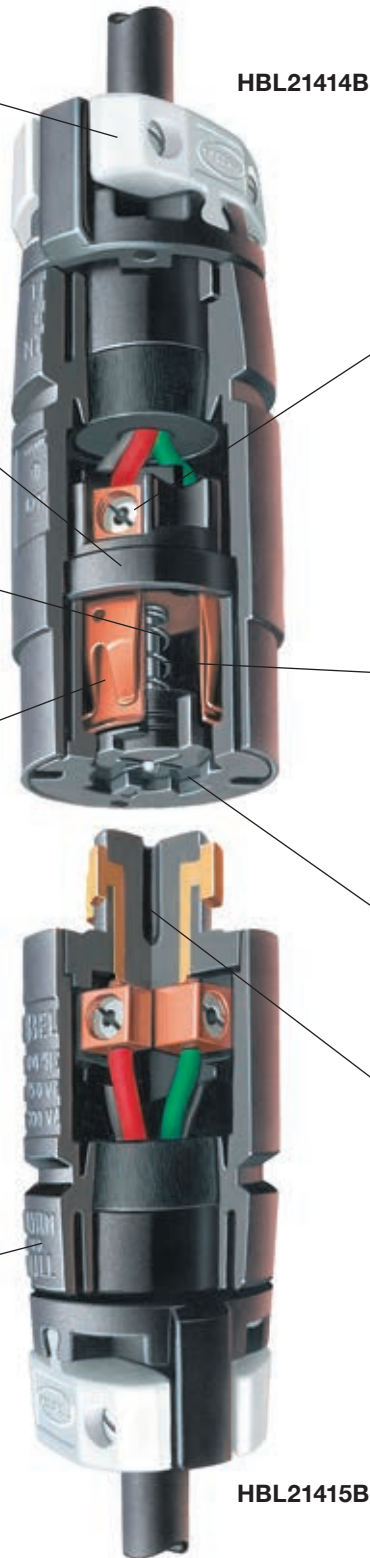
Three-piece thermoplastic clamp assembly with fast-lead stainless screws provides a more consistent durable grip. Grommets provide a sealed cable entry that protects against the entry of moisture and dust

Impact resistance in the interior of the female device comes from a strong thermoplastic material

No "lazy" connections because a spring-loaded safety shutter automatically ejects the plug if it hasn't been properly locked into the female device. This eliminates teasing of the contacts, a major cause of contact burn-up

Longer contact life is assured by supplementary springs. Other devices rely just on contacts themselves to provide proper contact pressure

Insulated non-metallic housing enhances safety and abuse resistance



Superior wire terminations are assured with box terminals and screws with pressure pads. This design captures stray wire strands and permits more clamping pressure on the wire without damaging it. Loosening of terminations and resulting heat build-up are greatly reduced

Arcs are snuffed out, when devices are mated or unmated under load, by spring-loaded safety shutter

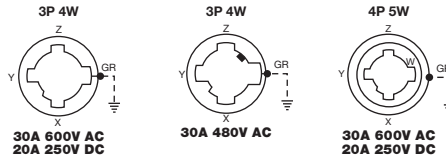
Enhanced safety because access to live female contacts is restricted by the spring-loaded safety shutter

Positive locking is ensured by the nose of the plug being keyed into a detent in female device. This lock is independent of the contacts or a separate mechanical lock

Note: Above cut-away view and call-outs are construction elements pertaining specifically to the 30A Hubbell series. While the Hubbell contact interface design applies to all, there are construction elements that are different, depending on the amperage.



IP30
SUITABILITY




Connector Bodies

Description	Cord Dia.	Catalog Number		
Black nylon housing, thermoplastic interior.	.700"-1.200" (17.78-30.5)	HBL21414B	-	-
Same as above except corrosion resistant.	.700"-1.200" (17.78-30.5)	HBL21CM414B	-	-
Red nylon housing, thermoset interior.	.700"-1.200" (17.78-30.5)	-	HBL20444B	-
Black nylon housing, thermoplastic interior.	.700"-1.200" (17.78-30.5)	-	-	HBL25414B

Note: See page B-68 for accessories.



HBL21414B



HBL20444B

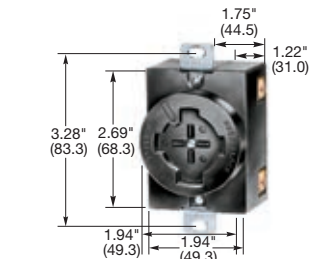
Receptacles

Description	Catalog Number		
Black phenolic.	HBL20403		
Weathertight, corrosion resistant, nickel plated brass plate, for FS/FD box mounting. IP44 SUITABILITY.	HBL22CM427	-	-
Aluminum angle housing, with 3/4" NPT hub for surface mounting. IP44 SUITABILITY.	HBL21420		
Black phenolic, red center insert.	-	HBL20443	-
Black phenolic interior, aluminum housing, blue finish, for FS/FD box mounting.	-	-	HBL25403
Black phenolic interior, aluminum weatherproof housing, blue finish for FS/FD box mounting. IP44 SUITABILITY.	-	-	HBL25250

Note: See page B-68 for accessories.



HBL25414B




HBL20403

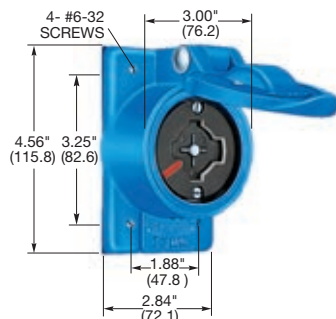
Receptacle Accessories

Description	Catalog Number
Thermoplastic, wet and damp locations with cover "open", gray.	HBL7428WOG*
Thermoplastic, wet and damp locations with cover "open", yellow.	HBL7428WOY*
Thermoplastic, wet and damp locations with cover "open", red.	HBL7428WOR*
Cast aluminum, wet locations only when cover "closed" and damp locations, lift cover plate.	HBL20405
Cast aluminum, wet locations only when cover "closed" and damp locations, red finish.	HBL20446
302/304 stainless, single gang, smooth. NOT weatherproof.	SS737

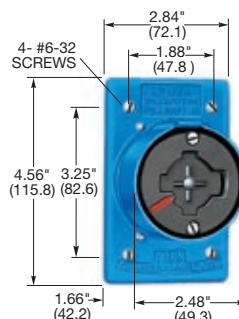
Note: *Features two #6-32 threaded inserts to back mount device to cover.



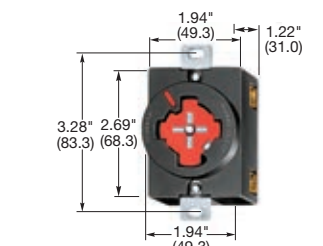
HBL21420



HBL25250



HBL25403



HBL20443

Dimensions in Inches (mm)