




STRAIGHT BLADE RECEPTACLES

PlugTail™ Power Pre-Fabricated Wiring Systems



Constructing a condominium complex, office building or hotel and the wiring project is substantial or repetitive? Look to Pass & Seymour PlugTail Power Products from Legrand. With PlugTail Power, much of the electrical assembly is completed in advance, dramatically cutting project completion times.

Rough-in is fast and easy. PlugTail Power floor brackets slide under the sill plate so no vertical measuring is necessary. Wall brackets that attach to the stud are also available. Everything is pre-wired for fast rough in – P&S PlugTail Connector is pre-wired to the ground screw.

And all PlugTail Power Products are pre-packaged and shipped to the requirements of the contractor for fast job starts.

Each PlugTail Power assembly includes:

- Floor or wall bracket with one or two gang openings
- Pre-installed boxes
- Pre-installed rings available in 5/8" or 3/4" rise
- Far side support arms
- PlugTail devices pre-wired to ground screw

PlugTail Power can benefit you in many ways:

- PlugTail Power assemblies are packaged per contractor
- Simple installation – no vertical measuring necessary for mounting boxes
- Pre-mounted and grounded boxes cut install times
- Available in 2-1/2" and 3-1/2" depth, depending on wall thickness
- Pre-wired PlugTail Connector allows you to make device choices at finish

A large selection of PlugTail Receptacles and GFCIs is available to complete the installation. For more information, see this Section and Section C.

Floor Bracket Wired Assemblies – One and Two Gang

The P&S Floor Bracket Assembly consists of a floor bracket, 4-inch ring, back side support arm, 4-11/16 x 2-1/8 inch metal boxes, and PlugTail Right Angle Connectors with push-in connectors. The PlugTail Connectors are sealed in plastic to keep them finish-ready. The boxes are mounted independent of the rings to allow full box access when wiring. Multiple wire openings in the push-in wire connectors allow connection of in-line, end-of-line, or multi-wire branch circuits. A large selection of PlugTail Receptacles and GFCIs is available to complete the installation.

Installation: The Floor Bracket is installed by kicking the lower flange under the wall base. Two holes are provided for attachment screws, if required.

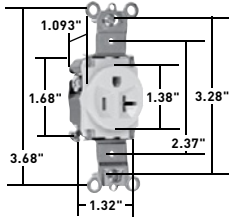
Wall Bracket Wired Assemblies – One and Two Gang

The P&S Wall Bracket Wire Assembly consists of a 9-1/2 x 5 inch wall bracket, 4-inch mud rings, back side support arm, 4-11/16 x 2-1/8 inch metal boxes, and PlugTail Right Angle Connectors with push-in wire connectors. The PlugTail Connectors are sealed in plastic to keep them finish-ready. The boxes are mounted independent of the rings to allow full box access when wiring. Multiple wire openings in the push-in wire connectors allow connection of in-line, end-of-line, or multi-wire branch circuits.

Installation: The Wall Bracket Assembly is quickly installed with screws using the holes provided in the bracket.

STRAIGHT BLADE RECEPTACLES

Heavy-Duty Specification Grade Single Receptacles 15 & 20A, 125 & 250V

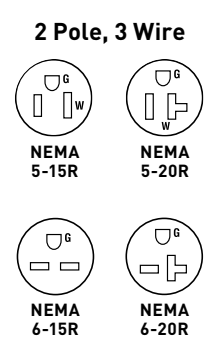


5361I

Features

- Corrosion-resistant, plated steel strap locked in to face and back body to resist pulling away from face/body assembly.
- One-piece brass, triple-wipe power contacts for lasting retention.
- Easily accessed break-off, line-contact connecting tab for fast, easy split-circuit wiring.
- Impact-resistant nylon face and thermoplastic back body.
- Internal screw-pressure-plate back wire capable of accepting #14 – #10 AWG solid or stranded copper or copper-clad wire.
- Terminal compartments isolated from each other for positive conductor containment.
- Tri-drive terminal and mounting screws.
- Auto-ground clip assures positive ground.

CATALOG NUMBER	RATING		COLOR	NEMA CONFIG. NO.	3rd PARTY COMPLIANCE		
	A.	V.			UL498	FSUL WC596	C22.2 No. 42
SINGLE RECEPTACLES BACK & SIDE WIRE							
5261I	15	125	Ivory	5-15R	•	•	•
5261W	15	125	White	5-15R	•	•	•
5261	15	125	Brown	5-15R	•	•	•
5261GRY	15	125	Gray	5-15R	•	•	•
5261BK	15	125	Black	5-15R	•	•	•
5261RED	15	125	Red	5-15R	•	•	•
5261LA	15	125	Light Almond	5-15R	•	•	•
5361I	20	125	Ivory	5-20R	•	•	•
5361W	20	125	White	5-20R	•	•	•
5361	20	125	Brown	5-20R	•	•	•
5361GRY	20	125	Gray	5-20R	•	•	•
5361BK	20	125	Black	5-20R	•	•	•
5361RED	20	125	Red	5-20R	•	•	•
5361LA	20	125	Light Almond	5-20R	•	•	•
5671I	15	250	Ivory	6-15R	•	•	•
5671	15	250	Brown	6-15R	•	•	•
5671RED	15	250	Red	6-15R	•	•	•
5671LA	15	250	Light Almond	6-15R	•	•	•
5871I	20	250	Ivory	6-20R	•	•	•
5871W	20	250	White	6-20R	•	•	•
5871	20	250	Brown	6-20R	•	•	•
5871GRY	20	250	Gray	6-20R	•	•	•
5871BK	20	250	Black	6-20R	•	•	•
5871RED	20	250	Red	6-20R	•	•	•
5871LA	20	250	Light Almond	6-20R	•	•	•



For Bulk Packaging Solutions consult factory.

All devices listed on this page conform to NEMA WD-1 and WD-6.