



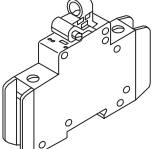
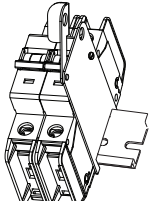






Accessories

FAZ-NA UL 489 Breakers

	Description	Catalog Number
Contact 	Two-pole contact or auxiliary contact/trip indicating contact	Z-NHK ①
Auxiliary Contact 	Auxiliary contact	Z-IHK-NA
Shunt Trip  	Shunt trip 110–415 Vac Shunt trip 12–110 Vac	FAZ-XAA-NA110-415VAC FAZ-XAA-NA12-110VAC
Padlock Hasp 	Padlock hasp	Z-IS/SPE-1TE
Lockoff Device 	UL lockoff device	FAZPLOFF

FAZ-NA UL 489 Breakers, continued

	Description	Catalog Number
Busbar 	Busbar—single-pole, 6 terminals ②③④⑤	Z-SV/UL-16/1P-1TE/6
	Busbar—single-pole, 12 terminals ②③④⑤	Z-SV/UL-16/1P-1TE/12
	Busbar—single-pole, 18 terminals ②③④⑤	Z-SV/UL-16/1P-1TE/18
	Busbar—two-pole, 6 terminals ②③④⑤	Z-SV/UL-16/2P-2TE/6
	Busbar—two-pole, 12 terminals ②③④⑤	Z-SV/UL-16/2P-2TE/12
	Busbar—two-pole, 18 terminals ②③④⑤	Z-SV/UL-16/2P-2TE/18
	Busbar—three-pole, 6 terminals ②③④⑤	Z-SV/UL-16/3P-3TE/6
	Busbar—three-pole, 12 terminals ②③④⑤	Z-SV/UL-16/3P-3TE/12
	Busbar—three-pole, 18 terminals ②③④⑤	Z-SV/UL-16/3P-3TE/18
Busbar Shroud 	Three-pole busbar shroud	ZV-BS-UL
Extension Terminal 	Extension terminal—35 mm ² (10–1/0 AWG)	Z-EK/35/UL
Bus Connector 	Bus connector—conductors up to 50 mm ² (–1/0 AWG)	Z-EB/50/UL

Notes

- ① Voltage of FAZ-NA circuit breaker is limited to 300V with this auxiliary contact installed.
- ② Do not cut commoning link.
- ③ A maximum of three commoning links may be used in conjunction. Each breaker connected to the commoning link must have the same number of poles for proper use.
- ④ Not for use with ring-tongue circuit breakers.
- ⑤ Bus may be center fed for high current capacity.

1.2

Miniature Circuit Breakers and Supplementary Protectors

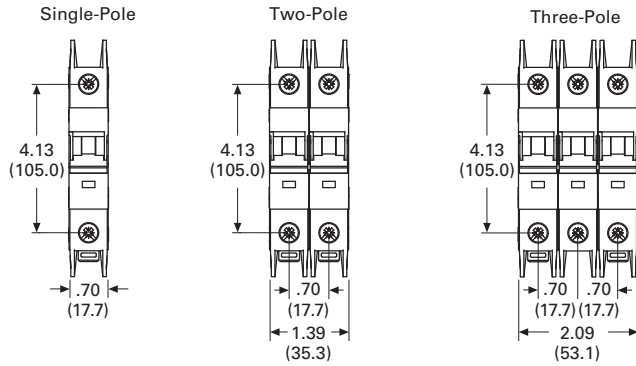
UL 489 DIN Rail Miniature Circuit Breakers

1

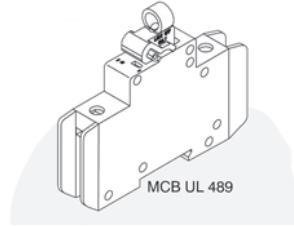
Dimensions

Approximate Dimensions in Inches (mm)

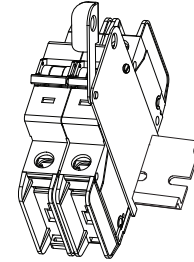
Miniature Circuit Breakers



Lockout Attachment—Z-IS/SPE-1TE

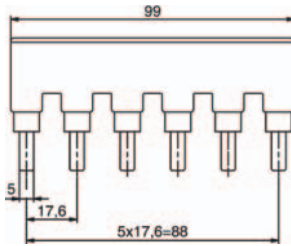


UL Lockoff Device—FAZPLOFF

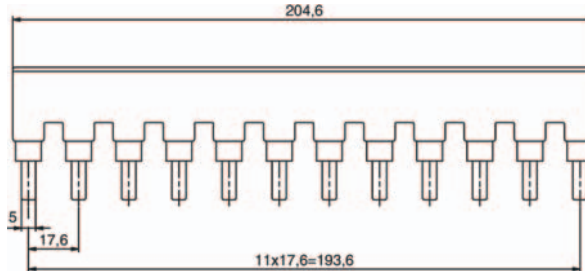


Accessories

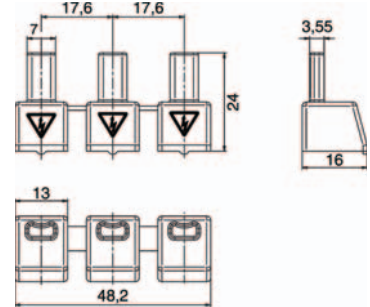
Z-SV/UL-16/6



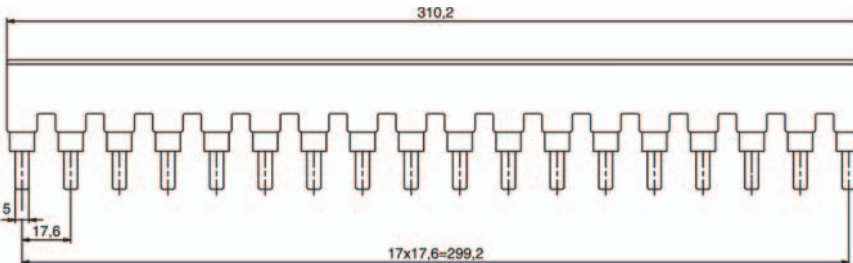
Z-SV/UL-18...12



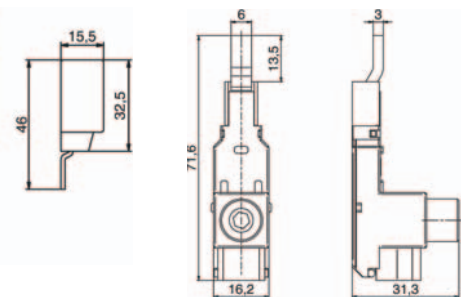
ZV-BS-UL



Z-SV/UL-16.../18



Z-EK/35/UL



Z-EK/35/UL

Description	UL 489	IEC/EN 60947-2
U_e	480 Vac/96 Vdc	240/415 Vac
f	50/60 Hz	50/60 Hz
U_{imp}	—	9.5 kV
I_e	80A at 40°C	80A at 30°C
	10–1/0 AWG 60/75°C Cu	2.5–35 mm ² Cu
	0.56 in	14 mm

Z-EB/50/UL

Description	UL 489	IEC/EN 60947-2
U_e	480 Vac/96 Vdc	240/415 Vac
f	50/60 Hz	50/60 Hz
U_{imp}	—	9.5 kV
I_e	115A at 40°C	160A at 30°C
	#1–14 AWG 60/75°C Cu	1.5–50 mm ² Cu
	0.56 in	14 mm