

# Pushbutton Units and Indicator Lights

## Class 50 Standard Duty Pushbutton Stations

General

### Features

- Snap In Legend Inserts
- Flush and Surface Mounted Types
- Convertible Selector
- Double Break Contacts
- Dual Voltage Pilot Light with Snap In Lens
- Conversion Kits
- UL Listed File #E22655
- CSA Certified File #LR6535

### Application

Standard duty control stations are used with magnetic controllers to control the starting, stopping, reversing or speed of applicable motors.

Stations are assembled of one, two or three push button, selector switch or pilot light units in a variety of combinations to provide compact control units for remote control of magnetic starters and contactors.

Station enclosures are available in Type 1 surface mounted, 1B flush plate mounted and 4 watertight.

### Features

Type 1 surface mounted bases are constructed of 14 gauge sheet steel, primed and finished in baked gray enamel. The base is predrilled to receive a variety of contact blocks, pilot lights and accessory devices. Covers are of 20 gauge sheet steel, wrap-around construction, primed and finished in baked gray enamel. Siemens Type 4 watertight heavy duty push button stations are supplied with a provision to padlock the stop button in the depressed position. Enclosures are predrilled and tapped for 3/4" conduit.

Contact blocks have double break, fine silver contacts with a NEMA B600 rating. Type 4 stations have a NEMA A600 rating.

The pilot light assembly is dual voltage with clearly marked pressure type terminals for 120 volt or 240 volt connection.

The lens of the pilot light snaps into the cover and is available in both red and green.

Push buttons are equipped with an operator into which a selected legend insert is snapped. Legend inserts are molded thermoplastic and come in a wide variety of legends and colors.

The selector switch operator can be instantly set for two or three positions at any time.

### Mushroom Head

50ZMH mounts on any standard push button operator. The Mushroom Head is red molded thermoplastic, 1 1/2" in diameter, and provides a large operator for emergency stop or similar applications.

### Mechanical Interlock

50ZAM is a base mounted zinc plate, dichromate dipped, steel assembly. When mounted in conjunction with Duplex Contact Block 50ZAC3 (one NO and one NO) the interlock prevents one contact from being closed while the other contact is closed.

### Padlock Attachment Kit

50ZAL can be mounted to any Type 1 surface mounted station by the lower screw which fastens the cover to the station base. Made of heavy steel, chrome plated, the attachment provides for the padlocking of a push button in the depressed position or a selector switch in any position. When used with a push button operator, raised Legend Insert D53493003 (Red Stop) must be used.

### Electrical Ratings

NEMA AC Ratings 50/60Hz

Nema B600 5 Continuous Amps

Volts	Make	Break
120	30	3
240	15	1.5
480	7.5	0.75
600	6	0.6
VA	3600	360

### Ordering Information

- Legend Inserts [see page 17-307](#).
- Accessories [see page 17-307](#).



**2 Push Buttons  
Surface Mounting, NEMA 1**



**2 Push Buttons  
Flush Mounting, NEMA 1B**



**1 Push Button  
Surface Mounting**



**1 Selector Switch  
Flush Mounting**



**2 Push Buttons  
1 Selector Switch**



**1 Pilot Light  
2 Push Buttons**

# Pushbutton Units and Indicator Lights











Class 51, Hazardous Location NEMA Type 7 & 9 Devices

Accessories and spare parts

Pilot Devices

CONTROL PRODUCTS

## Selection and ordering data

Version	Suitable for	Conduit size (in.)	Color	Order No.	Pack Unit
	For small 1 5/8" (41.3mm) type, non-illuminated mushroom push-buttons		Black	<b>52RB3D1</b>	1
			Red	<b>52RB3D2</b>	
			Green	<b>52RB3D3</b>	
			Yellow	<b>52RB3D4</b>	
			Blue	<b>52RB3D5</b>	
			Gray	<b>52RB3D6</b>	
			Orange	<b>52RB3D8</b>	
			1 kit of each	<b>52RB3DN</b>	
				For large 2 1/2" (63.5mm) type, non-illuminated mushroom push-buttons	
Red	<b>52RB3E2</b>				
Green	<b>52RB3E3</b>				
Yellow	<b>52RB3E4</b>				
Blue	<b>52RB3E5</b>				
Gray	<b>52RB3E6</b>				
Orange	<b>52RB3E8</b>				
1 kit of each	<b>52RB3EN</b>				
	Replacement lens for pilot lights				Red
			Green	<b>51RC4G3</b>	
			Blue	<b>51RC4G5</b>	
			Amber	<b>51RC4G9</b>	
			Clear	<b>51RC4GA</b>	
	Replacement lens for push to test/illuminated pushbuttons		Red	<b>51RC5G2</b>	1
			Green	<b>51RC5G3</b>	
			Amber	<b>51RC5G9</b>	
	Guards		Chrome	<b>51AAGM</b>	1
Prevents accidental operation	Non-illuminated Pushbuttons & Push Pull Operators with Mushroom Head Caps 1 5/8" to 1 3/4" in diameter.				
	Lever inserts		Red	<b>52RA2A2</b>	1
			Green	<b>52RA2A3</b>	
			Blue	<b>52RA2A4</b>	
			Amber	<b>52RA2A5</b>	
			Gray	<b>52RA2A6</b>	
			Orange	<b>52RA2A8</b>	
			White	<b>52RA2AB</b>	
			Long lever	<b>52RA2B2</b>	
Green	<b>52RA2B3</b>				
Blue	<b>52RA2B4</b>				
Amber	<b>52RA2B5</b>				
Gray	<b>52RA2B6</b>				
Orange	<b>52RA2B8</b>				
White	<b>52RA2BB</b>				
	Padlock attachment	Only for raised pushbutton operators			1
	Breather/drain (Stainless Steel)	Installs in bottom as a drain or in the top as a breather. Suitable for Class 1 groups C & D and for Class 2 groups F & G applications only. Fits 1/2" NPT.		1	
	Lock nut wrench	All devices		1	
	Spare keys	550CH (1 key)		1	