







## Additional Accessories

Mechanical Interlock <sup>①</sup>


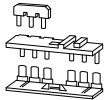
	For Use with...	Pkg. Qty. <sup>②</sup>	Catalog Number
<b>XTCEXMLB</b>	XTCE007B–XTCE015B, XTCF020B	5	<b>XTCEXMLB</b>
			
<b>XTCEXML</b>	XTCE018C–XTCE032C, XTCF032C–XTCF045C	1	<b>XTCEXMLC</b>
	XTCE040D–XTCE072D, XTCF063D–XTCF080D	1	<b>XTCEXMLD</b>
	XTCE080F–XTCE170G, XTCF125G–XTCF200G	1	<b>XTCEXMLG</b> <sup>③</sup>
<b>XTCEXMLM</b>	XTCE185H–XTCE570M	1	<b>XTCEXMLM</b>
			
<b>XTCEXMLN</b>	XTCE580N–XTCEC10N	1	<b>XTCEXMLN</b> <sup>③</sup>
			

## Reversing Link Kits

	For Use with...	Pkg. Qty. <sup>②</sup>	Catalog Number
<b>XTCEXRLB</b>	XTCE007B–XTCE015B	1	<b>XTCEXRLB</b> <sup>④</sup>
			
<b>XTCEXRL</b>	XTCE018C–XTCE032C	1	<b>XTCEXRLC</b>
	XTCE040D–XTCE065D	1	<b>XTCEXRLD</b>
	XTCE080F–XTCE150G	1	<b>XTCEXRLG</b>



Main current wiring for reversing combinations. Includes paralleling bridge and reversing bridge. Does not include mechanical interlock, see table on this page.

## Star-Delta (Wye-Delta) Link Kits

	For Use with...	Pkg. Qty. <sup>②</sup>	Catalog Number
<b>XTCEXSDLB</b>	XTCE007B–XTCE015B	1	<b>XTCEXSDLB</b> <sup>③</sup>
			
<b>XTCEXSDL</b>	XTCE018C–XTCE032C	1	<b>XTCEXSDLC</b>
	XTCE040D–XTCE072D	1	<b>XTCEXSDLD</b>
	XTCE080F–XTCE095F	1	<b>XTCEXSDLF</b>
	XTCE115G–XTCE150G	1	<b>XTCEXSDLG</b>



Main current wiring for star-delta (wye-delta) combinations. Includes paralleling bridge, reversing bridge and star-delta bridge. Does not include mechanical interlock, see table on this page.

## Paralleling Bridge

	For Use with...	Pkg. Qty. <sup>②</sup>	Catalog Number
<b>XTCEXPBB</b>	XTCE007B–XTCE015B	20	<b>XTCEXPBB</b>
			
<b>XTCEXPBC</b>	XTCE018C–XTCE032C	20	<b>XTCEXPBC</b>
			

Component part of reversing link kit (XTCEXRL\_). Parallels the phases on the line-side of two contactors.

## Reversing Bridge

	For Use with...	Pkg. Qty. <sup>②</sup>	Catalog Number
<b>XTCEXRBB</b>	XTCE007B–XTCE015B	20	<b>XTCEXRBB</b>
			
<b>XTCEXRB</b>	XTCE018C–XTCE032C	20	<b>XTCEXRB</b>
	XTCE040D–XTCE065D	10	<b>XTCEXRBD</b>

Component part of reversing link kit (XTCEXRL\_). Reverses the phases on the load-side of two contactors.

## Notes

<sup>①</sup> For two contactors with AC or DC operated magnet system which are horizontally or vertically mounted. For Frames B–G, mechanical lifespan is  $2.5 \times 10^6$  operations and the distance between contactors is 0 mm. For Frames L–N, mechanical lifespan is  $5 \times 10^6$  operations and no auxiliary contact can be mounted between the mechanical interlock and the contactor—the distance between contactors is 15 mm.

<sup>②</sup> Orders must be placed in multiples of package quantity listed.

<sup>③</sup> XTCEXMLG and XTCEXMLN consist of an interlock element and mounting plate.

<sup>④</sup> Also includes interlocking bridge (XTCEXLB). The following control cables are integrated for electrical interlock: K1M: A1–K2M: 21; K1M: 21–K2M: A1; K1M: A2–K2M: A2.