


# STRAIGHT BLADE RECEPTACLES

## Plug Load Controllable Decorator Receptacles



26252CHW

26352CHW

26252CDW

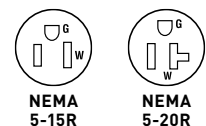
26352CDW

### Features

- Permanent marking on face of receptacle for superior abrasion resistance.
- .032 inch thick, brass, triple-wipe power contacts for lasting retention.
- Controlled receptacle marking is NEMA-approved and compliant with 2014 NEC®.
- Can be used to control loads using WattStopper® DLM and other building control systems.
- Two drive screws anchor strap to back body and face where abrupt removal torque is strongest.
- Corrosion-resistant, plated steel strap locked into face and back body to resist pulling away from face/body assembly.
- Auto-ground eliminates the necessity to terminate grounding conductor in device.
- Easily accessed break-off, line-contact connecting tab for fast, easy split-circuit wiring.
- Tri-drive steel terminal screws. Internal screw-pressure-plate back and side wire capability. Two backwire holes for more wiring flexibility.
- **CH Version Only:** Split circuit tab broken at the factory, allowing half of the receptacle to be controlled.

CATALOG NUMBER	RATING		COLOR	NEMA CONFIG. NO.	3rd PARTY COMPLIANCE		
	A.	V.			UL498	FSUL WC596	C22.2 No. 42
<b>HALF-CONTROLLED DUPLEX RECEPTACLES BACK &amp; SIDE WIRE</b>							
26252CHI	15A	125V	Ivory	5-15R	•	•	•
26252CHW	15A	125V	White	5-15R	•	•	•
26252CH	15A	125V	Brown	5-15R	•	•	•
26252CHGRY	15A	125V	Gray	5-15R	•	•	•
26252CHBK	15A	125V	Black	5-15R	•	•	•
26252CHRED	15A	125V	Red	5-15R	•	•	•
26252CHLA	15A	125V	Light Almond	5-15R	•	•	•
26252CHBL	15A	125V	Blue	5-15R	•	•	•
26352CHI	20A	125V	Ivory	5-20R	•	•	•
26352CHW	20A	125V	White	5-20R	•	•	•
26352CH	20A	125V	Brown	5-20R	•	•	•
26352CHGRY	20A	125V	Gray	5-20R	•	•	•
26352CHBK	20A	125V	Black	5-20R	•	•	•
26352CHRED	20A	125V	Red	5-20R	•	•	•
26352CHLA	20A	125V	Light Almond	5-20R	•	•	•
26352CHBL	20A	125V	Blue	5-20R	•	•	•
<b>DUAL-CONTROLLED DUPLEX RECEPTACLES BACK &amp; SIDE WIRE</b>							
26252CDI	15A	125V	Ivory	5-15R	•	•	•
26252CDW	15A	125V	White	5-15R	•	•	•
26252CD	15A	125V	Brown	5-15R	•	•	•
26252CDGRY	15A	125V	Gray	5-15R	•	•	•
26252CDBK	15A	125V	Black	5-15R	•	•	•
26252CDRED	15A	125V	Red	5-15R	•	•	•
26252CDLA	15A	125V	Light Almond	5-15R	•	•	•
26252CDBL	15A	125V	Blue	5-15R	•	•	•
26352CDI	20A	125V	Ivory	5-20R	•	•	•
26352CDW	20A	125V	White	5-20R	•	•	•
26352CD	20A	125V	Brown	5-20R	•	•	•
26352CDGRY	20A	125V	Gray	5-20R	•	•	•
26352CDBK	20A	125V	Black	5-20R	•	•	•
26352CDRED	20A	125V	Red	5-20R	•	•	•
26352CDLA	20A	125V	Light Almond	5-20R	•	•	•
26352CDBL	20A	125V	Blue	5-20R	•	•	•

2 Pole, 3 Wire




For Bulk Packaging Solutions consult factory.

All devices listed on this page conform to NEMA WD-1 and WD-6.

# DEVICES & WALL PLATES

## Color Selection Chart

### Devices & Plastic Wall Plate Colors



Ivory    Light Almond    White    Green    Antique Brass    Dark Bronze    Nickel



Black    Blue    Brown    Gray    Orange    Red

See specific device and wall plate catalog charts for particular color availabilities.

### Metal Wall Plates

Metal Finish



Aluminum    Brass (Brushed)    Polished Brass    Stainless Steel    Brushed Bronze    Chrome

### Custom Metal Wall Plates Paint Finish Colors

Paint Color



Orange    Green    Gray    Yellow    Glossy Black    Brown    White



Primer    Red    Pink    Flat Black    Ivory    Light Almond    Blue

To order custom metal wall plates, see Pages P-40 – P-44.

**For additional colors consult factory.**