






The design of CableTrak carriers provides easy access to components during installation and repair. The track's flip top design allows the installer to lay cable and hose components directly into the track instead of pulling them through the length of the track. Hubbell CableTrak carriers can be ordered as assembled kits with brackets or by the foot without brackets. The final length of the track is easily customized by adding or removing sections of track or individual links with a flat head screwdriver.

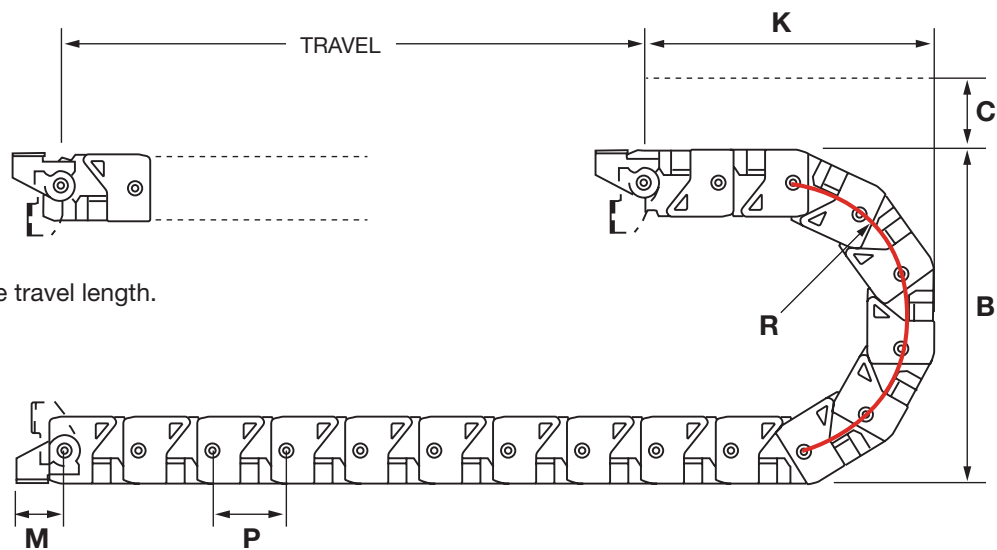
CableTrak® Installation

1. Unlock Tab.
2. Locking tabs secure the retaining bar into place.
To unlock tabs, slide a flat head screwdriver under the tab and release it with a twisting motion.

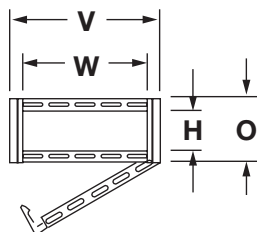
Access/Install Cables and Hoses

3. Easy access is important, especially for pre-assembled cable/hose sets involving large O.D. plugs, receptacles, and couplings.
4. Lock Tab.
5. To re-secure retaining bars, engage the hinge and snap the locking tab into place.





End Mounting:
 Track travel length = Machine travel length.



CableTrak® Kit with Brackets

Catalog Number	Track Length (ft)	W Inner Width	H Inner Height	A Max Hose/Cab O.D.	B Max Component Width	V Outer Width	O Outer Height	R Bend Radius	B Bend Height	C Clearance	K Min Brkt to Bend	M Brkt to Pivot	P Pitch	L* Curve Length (ft)
HCT10114K**	4.0'	0.59"	0.75"	0.286"	0.531"	1.03"	1.00"	1.44"	3.86"	2.00"	5.68"	1.33"	1.250"	1.000'
HCT10219K**	4.0'	1.00"	0.75"	0.382"	0.900"	1.44"	1.00"	1.91"	4.82"	2.00"	5.41"	1.33"	1.250"	1.000'
HCT16119K	4.0'	1.50"	1.00"	0.382"	1.350"	2.12"	1.62"	1.91"	5.44"	3.00"	5.72"	1.19"	1.812"	1.000'
HCT16134K	4.5'	1.50"	1.00"	0.688"	1.350"	2.12"	1.62"	3.44"	8.50"	3.00"	7.85"	1.19"	1.812"	1.500'
HCT16219K	4.0'	2.28"	1.00"	0.328"	2.052"	2.91"	1.62"	1.91"	5.44"	3.00"	5.72"	1.19"	1.812"	1.000'
HCT16234K	4.5'	2.28"	1.00"	0.688"	2.052"	2.91"	1.62"	3.44"	8.50"	3.00"	7.85"	1.19"	1.812"	1.500'
HCT16334K	4.5'	3.08"	1.00"	0.688"	2.772"	3.70"	1.62"	3.44"	8.50"	3.00"	7.85"	1.19"	1.812"	1.500'
HCT16434K	4.5'	4.06"	1.00"	0.688"	3.654"	4.69"	1.62"	3.44"	8.50"	3.00"	7.85"	1.19"	1.812"	1.500'
HCT25134K	4.5'	2.60"	1.75"	0.680"	2.340"	3.70"	2.50"	3.40"	9.30"	3.00"	8.31"	1.75"	2.500"	1.500'
HCT25234K	4.5'	4.25"	1.75"	0.680"	3.825"	5.36"	2.50"	3.40"	9.30"	3.00"	8.31"	1.75"	2.500"	1.500'
HCT25247K	5.0'	4.25"	1.75"	0.956"	3.825"	5.36"	2.50"	4.78"	12.06"	3.00"	10.52"	1.75"	2.500"	2.000'
HCT25347K	5.0'	6.60"	1.75"	0.956"	5.940"	7.70"	2.50"	4.78"	12.06"	3.00"	10.52"	1.75"	2.500"	2.000'

CableTrak® Kit without Brackets

Catalog Number	Track Length (ft)	W Inner Width	H Inner Height	A Max Hose/Cab O.D.	B Max Component Width	V Outer Width	O Outer Height	R Bend Radius	B Bend Height	C Clearance	P Pitch	L* Curve Length (ft)
HCT101141**	1.0'	0.59"	0.75"	0.286"	0.531"	1.03"	1.00"	1.44"	3.86"	2.00"	1.250"	1.000'
HCT102191**	1.0'	1.00"	0.75"	0.382"	0.900"	1.44"	1.00"	1.91"	4.82"	2.00"	1.250"	1.000'
HCT161191	1.0'	1.50"	1.00"	0.382"	1.350"	2.12"	1.62"	1.91"	5.44"	3.00"	1.812"	1.000'
HCT161341	1.0'	1.50"	1.00"	0.688"	1.350"	2.12"	1.62"	3.44"	8.50"	3.00"	1.812"	1.500'
HCT162191	1.0'	2.28"	1.00"	0.328"	2.052"	2.91"	1.62"	1.91"	5.44"	3.00"	1.812"	1.000'
HCT162341	1.0'	2.28"	1.00"	0.688"	2.052"	2.91"	1.62"	3.44"	8.50"	3.00"	1.812"	1.500'
HCT163341	1.0'	3.08"	1.00"	0.688"	2.772"	3.70"	1.62"	3.44"	8.50"	3.00"	1.812"	1.500'
HCT164341	1.0'	4.06"	1.00"	0.688"	3.654"	4.69"	1.62"	3.44"	8.50"	3.00"	1.812"	1.500'
HCT251341	1.0'	2.60"	1.75"	0.680"	2.340"	3.70"	2.50"	3.40"	9.30"	3.00"	2.500"	1.500'
HCT252341	1.0'	4.25"	1.75"	0.680"	3.825"	5.36"	2.50"	3.40"	9.30"	3.00"	2.500"	1.500'
HCT252471	1.0'	4.25"	1.75"	0.956"	3.825"	5.36"	2.50"	4.78"	12.06"	3.00"	2.500"	2.000'
HCT253471	1.0'	6.60"	1.75"	0.956"	5.940"	7.70"	2.50"	4.78"	12.06"	3.00"	2.500"	2.000'

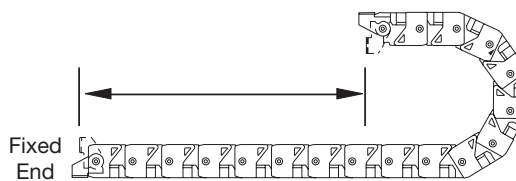
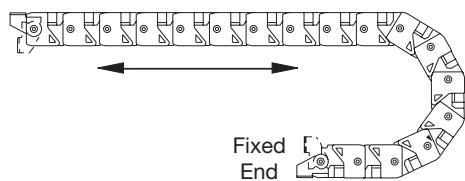
Note: *L = Minimum length in feet to form CableTrak curve.

**These models do not have a flip top design and do not accept separators due to their small size.

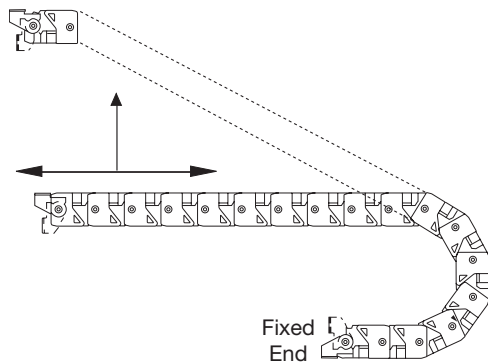
Dimensions in Inches (mm)



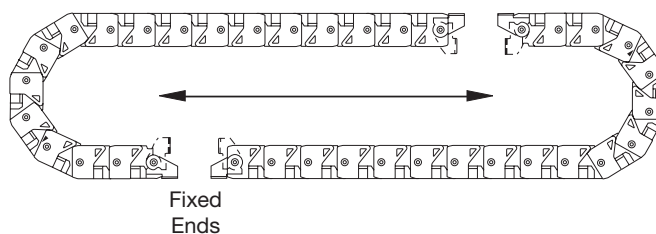
Horizontal Travel



Combination Horizontal & Vertical Travel

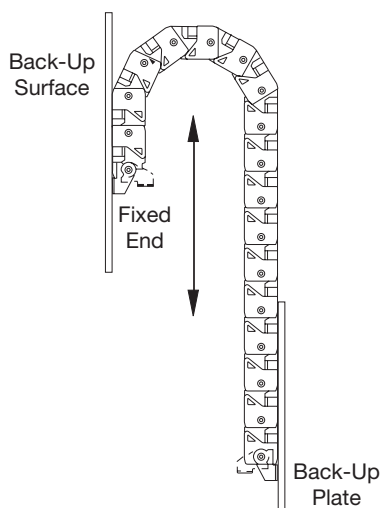


Opposed Travel

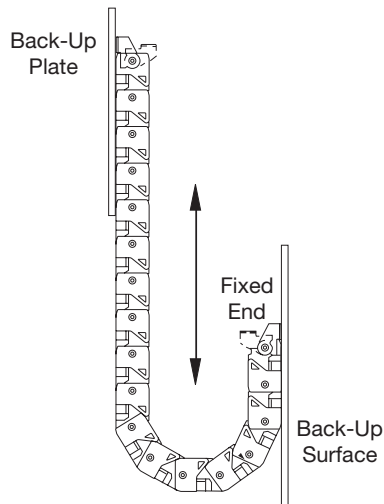


Vertical Travel

Curve Up



Curve Down



Specifications

Material	Fiberglass reinforced nylon.
Operating Temperature	Continuous +20°F to +100°F (-7°C to 38°C). Intermittent* -40°F to +220°F (-40°C to 104°C).
Maximum Operating Speed	600 FPM (feet per minute), 180 MPM (meters per minute). Operating speed is based on short lengths that are self supported (up to 9ft.).
Maximum Unsupported Travel Distance	HCT16 Series without sag 9 ft. (2.8 m) with sag 10.5 ft. (3.2 m). HCT25 Series without sag 13.5 ft. (4.1 m) with sag 17 ft. (5.2 m).
Applications	Machine tool, robotic automation, material handling.

Note: *Intermittent refers to the operating of the product outside the normal (continuous operating) temperature range momentarily before returning back to the normal range.