

1418 N4 Series Freestanding Enclosures - NEMA 4

Single Door

Industrial Enclosures

Freestanding Enclosures



**Panel
Sold
Separately**



Application

- Designed to house electrical, electronic, hydraulic or pneumatic controls with provision for panel mounting or rack mounting of equipment.
- Provides protection where equipment may be hosed down or otherwise be very wet, or in specific applications where corrosion is a serious problem.
- A variety of inner panels, rack mounting rails and swing out frames are available to provide flexibility in mounting arrangements.

Standards

- UL 508 Type 3R, 4 and 12
- CSA Type 3R, 4 and 12
- **Complies with**
 - NEMA Type 3R, 4, 12 and 13
 - IEC 60529, IP66

Construction

- Formed 12 gauge steel.
- Smooth, continuously welded seams without knockouts, cutouts or holes.
- Lifting eyes provide for easy enclosure handling.
- Doors are supported with heavy gauge continuous hinges.
- Doors are secured with heavy duty stainless steel clamps.
- Seamless poured-in place gasket.
- Provision for light kit mounting.
- Mounting channels are welded on the inside of the enclosure for mounting of optional inner panels or rack equipment rails.
- A grounding stud is provided in the enclosure and a bonding stud is provided on the door.

Finish


- Cover and enclosure are finished in recoatable smooth ANSI 61 gray powder coating.
- Optional inner panels are available in white powder coating, or unpainted galvanized steel.

Accessories

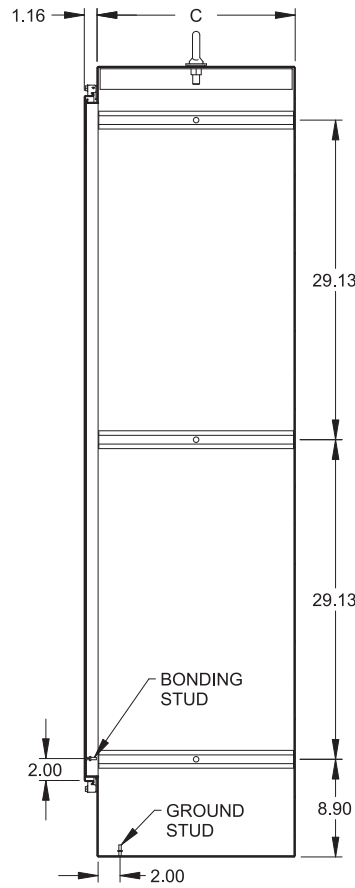
- Air conditioners...*see page 349-367*
- Blowers...*see page 392*
- Breather kits...*see page 400-401*
- Door stop kit...*see page 453*
- Drip shield kits...*see page 451*
- Filter fans...*see page 371-384*
- Gland Plates...*see page 446*
- Heaters...*see page 393-396*
- Inner Panels...*see page 57*
- Light kit...*see page 452*
- Panel rails...*see page 58*
- Swing frame...*see page 58*
- Thermostats...*see page 397*
- Window kits...*see page 449*

1418 N4 Series Freestanding Enclosures - NEMA 4

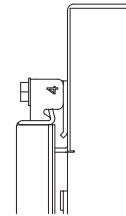
Single Door



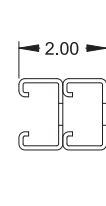
Front View



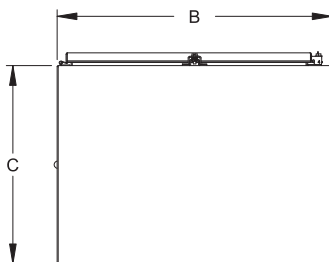
Section Y-Y



Top Lip Detail



Strut Detail - Right Side



Bottom View

Part No.	A	B	C	Optional Full Panel ¹	Ship Wt. lbs.
1418N4W18	72.06	25.06	18.06	72WFW	290
1418N4X24	72.06	31.06	24.06	72XFW	250
1418N4Y24	72.06	37.06	24.06	72YFW	390

¹ Refers to Optional Full Height/Full Width Panels. Depth Panels & Half Height Width panels are also available.