

Pushbutton Units and Indicator Lights

Class 50 Standard Duty Pushbutton Stations

General

Features

- Snap In Legend Inserts
- Flush and Surface Mounted Types
- Convertible Selector
- Double Break Contacts
- Dual Voltage Pilot Light with Snap In Lens
- Conversion Kits
- UL Listed File #E22655
- CSA Certified File #LR6535

Application

Standard duty control stations are used with magnetic controllers to control the starting, stopping, reversing or speed of applicable motors.

Stations are assembled of one, two or three push button, selector switch or pilot light units in a variety of combinations to provide compact control units for remote control of magnetic starters and contactors.

Station enclosures are available in Type 1 surface mounted, 1B flush plate mounted and 4 watertight.

Features

Type 1 surface mounted bases are constructed of 14 gauge sheet steel, primed and finished in baked gray enamel. The base is predrilled to receive a variety of contact blocks, pilot lights and accessory devices. Covers are of 20 gauge sheet steel, wrap-around construction, primed and finished in baked gray enamel. Siemens Type 4 watertight heavy duty push button stations are supplied with a provision to padlock the stop button in the depressed position. Enclosures are predrilled and tapped for 3/4" conduit.

Contact blocks have double break, fine silver contacts with a NEMA B600 rating. Type 4 stations have a NEMA A600 rating.

The pilot light assembly is dual voltage with clearly marked pressure type terminals for 120 volt or 240 volt connection.

The lens of the pilot light snaps into the cover and is available in both red and green.

Push buttons are equipped with an operator into which a selected legend insert is snapped. Legend inserts are molded thermoplastic and come in a wide variety of legends and colors.

The selector switch operator can be instantly set for two or three positions at any time.

Mushroom Head

50ZMH mounts on any standard push button operator. The Mushroom Head is red molded thermoplastic, 1 1/2" in diameter, and provides a large operator for emergency stop or similar applications.

Mechanical Interlock

50ZAM is a base mounted zinc plate, dichromate dipped, steel assembly. When mounted in conjunction with Duplex Contact Block 50ZAC3 (one NO and one NO) the interlock prevents one contact from being closed while the other contact is closed.

Padlock Attachment Kit

50ZAL can be mounted to any Type 1 surface mounted station by the lower screw which fastens the cover to the station base. Made of heavy steel, chrome plated, the attachment provides for the padlocking of a push button in the depressed position or a selector switch in any position. When used with a push button operator, raised Legend Insert D53493003 (Red Stop) must be used.

Electrical Ratings

NEMA AC Ratings 50/60Hz

Nema B600 5 Continuous Amps

Volts	Make	Break
120	30	3
240	15	1.5
480	7.5	0.75
600	6	0.6
VA	3600	360

Ordering Information

- Legend Inserts [see page 17-307](#).
- Accessories [see page 17-307](#).



**2 Push Buttons
Surface Mounting, NEMA 1**



**2 Push Buttons
Flush Mounting, NEMA 1B**



**1 Push Button
Surface Mounting**



**1 Selector Switch
Flush Mounting**



**2 Push Buttons
1 Selector Switch**










**1 Pilot Light
2 Push Buttons**

Pushbutton Units and Indicator Lights

30mm Water, Oil Tight & Corrosion Resistant – Class 52

Accessories and spare parts

Selection and ordering data

Version	Suitable for	Color	Order no.
Mushroom head push pull illuminated plastic screw-on type	For small 1 3/4" type, push-pull units	red green amber	52RC3JR 52RC3JS 52RC3JT
	For large 2 1/2" type, push-pull units	red green amber	52RC3KR 52RC3KS 52RC3KT
 Mushroom head push pull illuminated metal screw-on type	Chrome, for small 1 3/4" type, push-pull units	red green amber white	52RB3H2 52RB3H3 52RB3H9 52RB3HB
	BlackMax, for small 1 3/4" type, push-pull units	red green amber white	52RX3H2 52RX3H3 52RX3H9 52RX3HB
 Mushroom head push pull non-illuminated plastic screw-on type	For small 1 3/4" type, push-pull units (catalog numbers starting with 52PP, 52BP, 52PM9 or 52BM9) ^①	black red green yellow blue gray orange 1 of each color	52RC3D1 52RC3D2 52RC3D3 52RC3D4 52RC3D5 52RC3D6 52RC3D8 52RC3DN
	For large 2 1/2" type, push-pull units (catalog numbers starting with 52PP, 52BP, 52PM9 or 52BM9) ^①	black red green yellow blue gray orange 1 of each color	52RC3E1 52RC3E2 52RC3E3 52RC3E4 52RC3E5 52RC3E6 52RC3E8 52RC3EN
 Mushroom head push pull non-illuminated metal screw-on type	For small 1 3/4" type, push-pull units (catalog numbers starting with 52PP or 52BP) ^①	red green chrome	52RC3F2 52RC3F3 52RC3FC
 Twist to release head illuminated plastic screw-on type	For small twist to release units	red green amber	52RC3RR 52RC3RS 52RC3RT
 Twist to release head non-illuminated plastic screw-on type	For small twist to release units	red green yellow	52RC3R2 52RC3R3 52RC3R4
 Replacement lens kit for illuminated selector switches (Knob with Insert)		red green blue amber clear white	52RA6P2 52RA6P3 52RA6P5 52RA6P9 52RA6PA 52RA6PB
 Lever inserts	Short lever	red green yellow blue gray orange white	52RA2A2 52RA2A3 52RA2A4 52RA2A5 52RA2A6 52RA2A8 52RA2AB
	Long lever	red green yellow blue gray orange white	52RA2B2 52RA2B3 52RA2B4 52RA2B5 52RA2B6 52RA2B8 52RA2BB

^① For push-pull units whose catalog numbers that start with 52PX, 52PA or 52PE, replacement heads are available. Order from the 52RB type "Mushroom head pushbutton cap" section on page 17-341.