

Beam Clamps



Our beam attachments and pipe supports offered in this section are designed to provide supports without drilling or welding. A complete selection of beam clamps, pipe clamps, rollers, supports and accessories are designed for use with our channels and offer many installation advantages.

Materials & Finishes (Unless otherwise noted)

Pipe clamps, pipe hangers, beam clamps, brackets, and rollers are made from low carbon steel strips, plates or rod unless noted.

Note: A minimum order may apply on special material and finishes.

Load Data

The load data published includes a safety factor of 5.0 unless noted (safety factor = ratio of ultimate load to the design load).

Recommended Torque For Setscrews (unless noted)

See chart on page 73 for recommended torquing of bolts (not setscrews).

Metric

Metric dimensions are shown in parentheses. Unless noted, all metric dimensions are in millimeters.

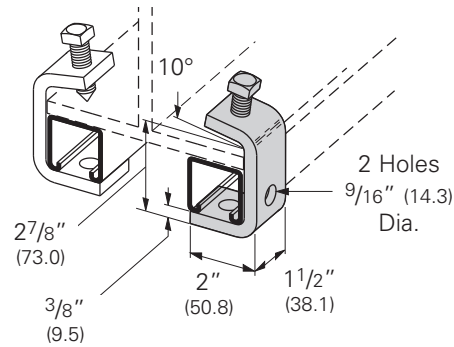
Finish Code	Finish	Specification
PLN	Plain	ASTM A1018 Gr. 33 ASTM A1011 SS Grade 33
ZN	Electro-Plated Zinc	ASTM B633 SC3 Type III or ASTM A653
GRN	DURA GREEN™	
-	Malleable Iron	ASTM A47 Gr. 32510
HDG	Hot-Dipped Galvanized	ASTM A123
CZ	Chromium Zinc	ASTM F1136
SS4	Stainless Steel Type 304	ASTM A240
SS6	Stainless Steel Type 316	ASTM A240
AL	Aluminum	ASTM B209

Setscrew Size	1/4"-20	3/8"-16	1/2"-13
Foot/Lbs.	4	5	11
Nm	5	7	15

Setscrew Size	5/8"-11	3/4"-10
Foot/Lbs.	21	34
Nm	28	46

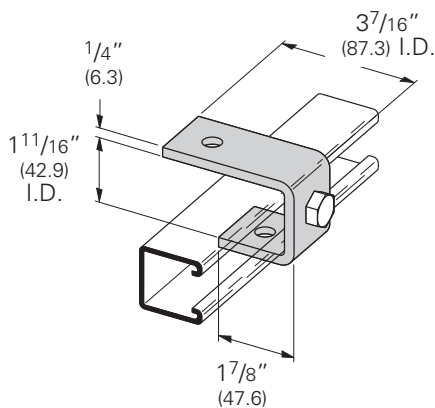
B427 Beam Clamp

- Design Load 1100 Lbs. (4.89 kN) when used in pairs
- Safety Factor of 5
- 2 1/2" (63.5) Max. Flange Thickness without channel
- 1/2"-13 x 1 1/2" Setscrew included
- Sold in pieces
- Standard finish: ZN
- Wt./C 92 Lbs. (41.7 kg)



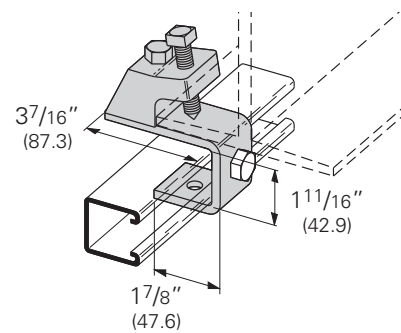
B405 Suspension Member

- Standard finishes: ZN, GRN
- Wt./C 75 Lbs. (34.0 kg)



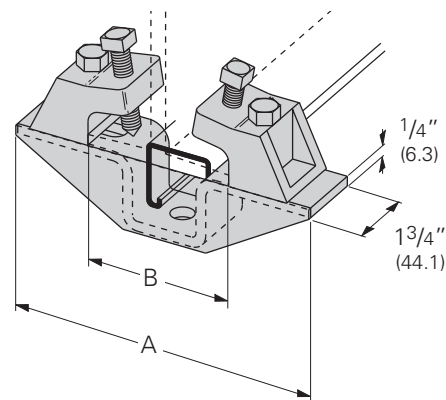
B405A Suspension Member with Beam Clamp

- 7/8" (22.2) Max. Flange Thickness
- Includes:
 - 1 pc. B405 Suspension Member
 - 1 pc. B213 I-Beam Clamp
 - 1 pc. 1/2"-13 x 2 1/2" HHCS
 - 1 pc. 1/2"-13 Hex Nut
- Material: Malleable iron
- Standard finishes: ZN, GRN
- Wt./C 183 Lbs. (83.0 kg)



B602A THRU B602C Beam Clamp with Gusset Assembly

- Safety Factor of 5
- 7/8" (22.2) Max. Flange Thickness
- Includes:
 - 1 pc. B451 Slotted Three Hole U Support with Gusset
 - 2 pcs. B213 I-Beam Clamp
 - 2 pcs. 1/2"-13 x 2 1/2" HHCS
 - 2 pcs. 1/2"-13 Hex Nuts
- Material: Malleable iron
- Standard finishes: ZN, GRN



Part No.	A		For Flange Width B		Design Load		Wt./C	
	In.	mm	In.	mm	Lbs.	kN	Lbs.	kg
B602A	7 1/4"	(184.1)	2 3/8"-4 1/2"	(60.3-114.3)	1200	(5.34)	365	(165.1)
B602B	8 1/2"	(215.9)	3 3/4"-5 3/4"	(95.2-146.0)	1200	(5.34)	383	(173.7)
B602C	10 3/8"	(263.5)	5 5/8"-7 5/8"	(142.9-193.7)	1200	(5.34)	408	(185.0)

Reference page 113 for general fitting and standard finish specifications.