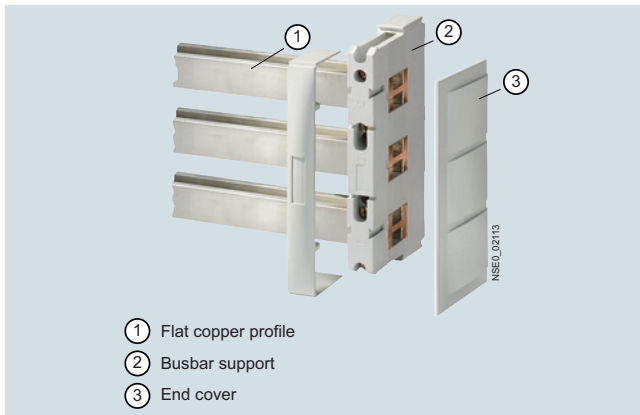




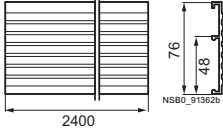





Overview



60 mm busbar system: Basic assembly up to 1600 A

Selection and ordering data

	Description	Standard	DT	Article No. www.siemens.com/ product?Article No.	Price per PU	PU (UNIT, SET, M)	PS*/ P. unit	PG	Weight per PU approx. kg
	Busbar supports 3-pole, for TT special profiles End and intermediate holder with finger-safe busbar cover (1 pack = 2 busbar supports + finger-safe end covers)	L1-L3	UL 508	8US1943-3AA00		1	1 unit	143	1.084
	Flat copper profiles (approx. 2.4 m long, tinned) TT special profile up to 1600 A, cross-section 720 mm ²			8US1948-2AA00		1	1 unit	143	15.600
	Cover profiles For flat copper profiles, length 1000 mm			8US1922-2DA00		1	5 units	143	0.400
	Busbar connection pieces For special profiles/TT profiles up to 1600 A			8US1941-2BF00		1	3 units	143	1.137
	Partitions, closed 76 mm wide, 2400 mm long For additional lateral touch protection at the top/bottom			8US1922-1JA00		1	1 unit	143	0.500
	Supports for blanking covers Mounting on busbar, 32 mm depth (2 units per section of blanking cover)		UL 508	8US1922-2EA00		1	4 units	143	0.035
	Mounting on busbar, 107 mm depth (2 units per section of blanking cover)		UL 508	8US1922-2EA01		1	8 units	143	0.088
	Blanking covers Mounting on 8US1922-2EA.. support for blanking covers Height 195 mm, Depth 63 mm, Length 700 mm		UL 508	8US1922-2EB00		1	2 units	143	0.741

* You can order this quantity or a multiple thereof.