


PRL4 Breaker Connector Kits

Breaker Connector Kits

Each kit includes copper connectors, mounting brackets, covers, hardware and instructions for mounting breaker(s) in a PRL4. **Breakers are not included.** Contact your local Satellite plant for availability and application information (see **Page 4**).

Connector Kit

Each kit includes copper connectors mounting brackets, cover, hardware and instructions.



Connector Kit


Table 32. Breaker Connector Kits

Breaker Frame	Space Required		Poles	Mounting Type	Connector Kit Catalog Number
	Inches (mm)	"X"			
EHD, FD, HFD EHD, FD, FDB, HFD, FDC ED, EDH, EDC	2.75 (69.9)	2X	1 ① 2 2	Twin Twin Twin	KPRL4FD1 KPRL4FD2 KPRL4ED2
EHD, FD, FDB, HFD, FDC FCL, FB-P, FD/LFD ED, EDH, EDC JD, JDB, HJD, JDC JD, JDB, HJD, JDC	4.13 (104.9)	3X	3 3 3 2, 3 2,3	Twin Twin Twin Single Twin	KPRL4FD KPRL4FBP KPRL4ED KPRL4JDS KPRL4JDT ②
DK, KD, KDB, HKD, KDC DK, KD, KDB, HKD, KDC CKD, CHKD	5.50 (139.7)	4X	2, 3 2,3 2,3	Single Twin Single	KPRL4KDS KPRL4KDT ③ KPRL4CKD ④
LCL LA-P LD, LDB, HLD, LDC, CLD, LC MDL, HMDL NB-P CND, CHND ND, HND	8.25 (209.5)	6X	2, 3 2, 3 2, 3 2, 3 2, 3 3 2, 3	Single Single Single Single Single Single Single	KPRL4LCL ② KPRL4LAP ② KPRL4LD ② KPRL4MC ② KPRL4NBP ③ KPRL4CND ③④ KPRL4ND ②

- ① Two sets of twin mounted 1-pole breakers.
- ② 36.00-inch (914.4 mm) minimum box width required.
- ③ 44.00-inch (1117.6 mm) box width required.
- ④ Requires density rated bus in existing panel chassis.

Hardware Kit


Each kit includes mounting bracket(s) and mounting hardware only. Use the appropriate Connector Kit catalog number and add an "H" to designate hardware only (example: KPRL4FD-H).



Hardware Kit

Standard Ground Bus

Copper bus with (3) 6 – 300 kcmil lugs plus a 24-circuit terminal bar with #14 – 1/0 wire range.



6572C746G01