

Power Contactors for Switching Motors

Accessories for 3RT1 Contactors

Auxiliary switches





PU (UNIT, SET, M) = 1
 PS* = 1 unit
 PG = 41B





3RH1921-1.A11





3RH1921-2.A11







For contactors:	Auxiliary contacts	DT	Screw terminals	DT	Spring-type terminals	
Version	 					
Type	NO NC		Article No.	Price per PU	Article No.	Price per PU







Laterally mountable auxiliary switch blocks according to EN 50012

Sizes S3 to S12	Mounting:		Left	Right		
	3RT1.4 ...	3RT1.7			Article No.	Article No.
	First laterally mountable auxiliary switch block, 2-pole					
	1	1			▶ 3RH1921-1DA11	▶ 3RH1921-2DA11

Sizes S3 to S12	Mounting:		Left	Right		
	3RT1.4 ...	3RT1.7			Article No.	Article No.
	Second laterally mountable auxiliary switch block, 2-pole					
	1	1			▶ 3RH1921-1JA11	▶ 3RH1921-2JA11

Laterally mountable auxiliary switch blocks according to EN 50005

Sizes S3 to S12	Mounting:		Left	Right		
	3RT1.3 ...	3RT1.7			Article No.	Article No.
	First laterally mountable auxiliary switch block, 2-pole					
	2	--			▶ 3RH1921-1EA20	▶ 3RH1921-2EA20
	1	1			▶ 3RH1921-1EA11	--
	--	2			▶ 3RH1921-1EA02	▶ 3RH1921-2EA02

Sizes S3 to S12	Mounting:		Left	Right		
	3RT1.4 ...	3RT1.7			Article No.	Article No.
	Second laterally mountable auxiliary switch block, 2-pole					
	2	--			▶ 3RH1921-1KA20	D ▶ 3RH1921-2KA20
	1	1			▶ 3RH1921-1KA11	--
	--	2			▶ 3RH1921-1KA02	D ▶ 3RH1921-2KA02