
















April 2009

E22 and EM22 Series, Pushbutton Components

Pushbutton Components

Table 2-29. Momentary Contact Pushbuttons, Non-illuminated — UL (NEMA) 3, 3R, 4, 4X, 12, 13

Will Accept Maximum of 3 Contact Blocks (6 Circuits) When Used with Supplied 3-Way Adapter and Optional Operator Plug.			Colour	E22 Series Plastic Operators		EM22 Series Metal Operators
				Black Bezel	Chrome Bezel	Chrome Bezel
				Catalogue Number	Catalogue Number	Catalogue Number
E22 Black	E22 Chrome	EM22 Chrome	25 mm Diameter Flush Button			
			Black Red Green Yellow White Blue Grey Orange	E22PB1 E22PB2 E22PB3 E22PB4 E22PB5 E22PB6 E22PB7 E22PB8	E22P1 E22P2 E22P3 E22P4 E22P5 E22P6 E22P7 E22P8	EM22P1 EM22P2 EM22P3 EM22P4 EM22P5 EM22P6 EM22P7 EM22P8
			25 mm Diameter Extended Button			
			Black Red Green Yellow White Blue Grey Orange	E22EB1 E22EB2 E22EB3 E22EB4 E22EB5 E22EB6 E22EB7 E22EB8	E22E1 E22E2 E22E3 E22E4 E22E5 E22E6 E22E7 E22E8	EM22E1 EM22E2 EM22E3 EM22E4 EM22E5 EM22E6 EM22E7 EM22E8
			25 mm Diameter with Full Shroud			
			Black Red Green Yellow White Blue Grey Orange	— — — — — — — —	E22PF1 E22PF2 E22PF3 E22PF4 E22PF5 E22PF6 E22PF7 E22PF8	EM22PF1 EM22PF2 EM22PF3 EM22PF4 EM22PF5 EM22PF6 EM22PF7 EM22PF8
			28 mm Dia. Mushroom Head Button			
			Black Red Green Yellow Blue	E22MB1 E22MB2 E22MB3 E22MB4 E22MB6	E22M1 E22M2 E22M3 E22M4 E22M6	EM22M1 EM22M2 EM22M3 EM22M4 EM22M6
			40 mm Dia. Mushroom Head Button			
			Black Red Green Yellow Blue	E22LB1 E22LB2 E22LB3 E22LB4 E22LB6	E22L1 E22L2 E22L3 E22L4 E22L6	EM22L1 EM22L2 EM22L3 EM22L4 EM22L6
			50 mm Dia. Mushroom Head Button — Plastic			
			Black Red Green Yellow Blue Red (Alum)	E22JPB1 E22JPB2 E22JPB3 E22JPB4 E22JPB6 E22JB2 ①	E22JP1 E22JP2 E22JP3 E22JP4 E22JP6 E22J2 ①	EM22JP1 EM22JP2 EM22JP3 EM22JP4 EM22JP6 EM22J2
			Red (Alum) Engraved EMERGENCY STOP	E22JB2N8 ①	E22J2N8 ①	EM22J2N8

① Anodized aluminum head is not suitable for use in ultraviolet light applications.

Note: Dimensions are listed on Page 2-82. For Rear of Panel Extensions, see Table 2-124 on Page 2-87.

Ordering Example — A complete Pushbutton Unit consists of the following:



Operator
See Above



Operator Plug
E22BA2 Required
if 3rd Contact
Block Is Used.
See Page 2-68



**Legend Plate or
Print Option**
See Pages
2-72 – 2-78



Mounting Adapter
E22BA1 (Supplied
with Operator).
For 5-Way Adapter,
See Page 2-70



**Contact
Blocks**
See Page 2-62

Suffix Codes Page 2-91
Commande d'étiquettes Pages A-1



