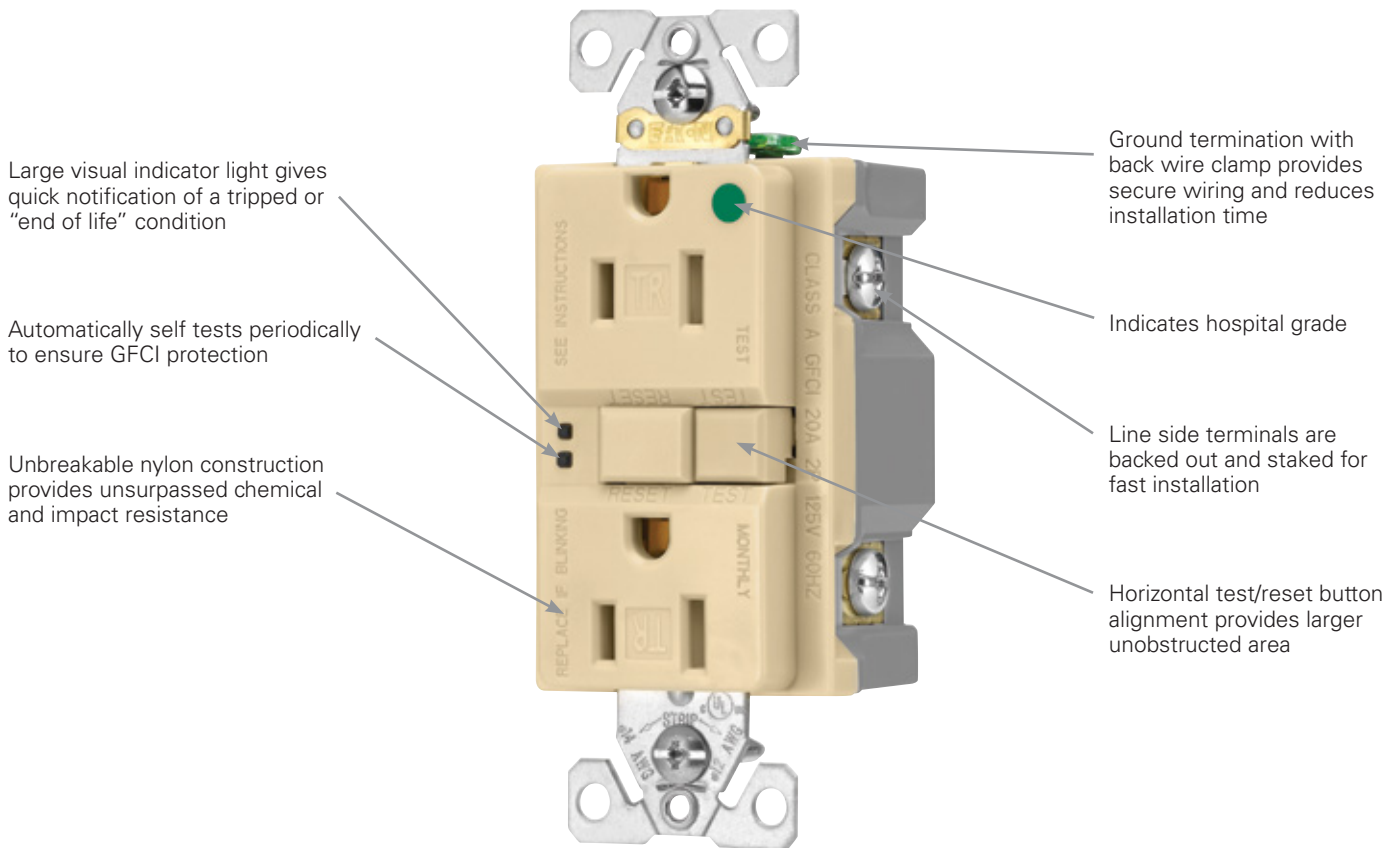


Hospital grade GFCIs

Hospital grade protection devices

Arrow Hart's line of hospital grade GFCIs provide protection for both people and sensitive equipment

Ground fault circuit interrupter features & benefits



Additional features & benefits

- Meets and exceeds 10 kA short circuit testing and underwriters laboratories (UL) 2006 UL943 safety standards
- Performs periodic self tests to ensure integrity of GFCI protection if no ground-fault protection is detected, the device will trip, will not reset and the status indicator light will glow amber
- Tapered back wire openings handle multiple wire sizes and types for applications up to #10 AWG solid or stranded wire
- When downstream receptacles are wired from load side, a 20 amp feed-through rating offers full protection
- Test and reset buttons are color matched to provide superior aesthetics
- Longer, wider "bridge" strap provides 40% more contact area with wallboard, virtually eliminating floating installations
- Exclusive built-in wire stripper provides fast stripping of wire without tools
- Line-load miswiring protection: GFCIs will not provide power downstream when wired incorrectly
- Tri-combo head terminal and mounting screws

Compliances, specifications and availability are subject to change without notice.

Hospital grade GFCIs

Hospital grade ground fault circuit interrupter receptacles

Product description

2-pole, 3-wire grounding
 15A, 125V/AC; 20A, 125V/AC
 NEMA 5-15, 5-20



5-15R



5-20R

Tamper resistant hospital grade GFCIs



Rating	A	V/AC	NEMA	Description	Color suffix	Catalog no.	▶	USA	RoHS
15	125	5-15R	Hospital GFCI, back & side wire		B, BK, GY, LA, RD, V, W	□ TRSGFH15__	▶	USA	RoHS
			Hospital GFCI, back & side wire		B, GY, LA, RD, V, W	□ TRSGFH15F__	▶	USA	RoHS
20	125	5-20R	Hospital GFCI, back & side wire		B, BK, GY, LA, RD, V, W	□ TRSGFH20__	▶	USA	RoHS
			Hospital GFCI, back & side wire		B, GY, LA, RD, V, W	□ TRSGFH20F__	▶	USA	RoHS

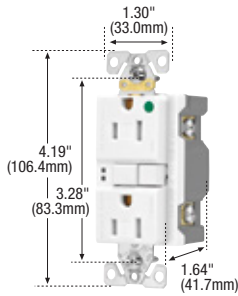
Includes standard size unbreakable wallplate

Hospital grade GFCIs

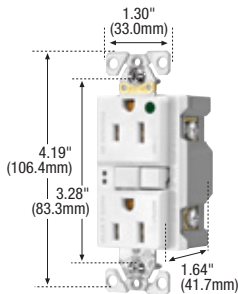


Rating	A	V/AC	NEMA	Description	Color suffix	Catalog no.	▶	USA	RoHS
15	125	5-15R	Hospital GFCI, back & side wire		B, GY, LA, RD, V, W	□ SGFH15__	▶	USA	RoHS
			Hospital GFCI, back & side wire		B, GY, LA, RD, V, W	□ SGFH15F__	▶	USA	RoHS
20	125	5-20R	Hospital GFCI, back & side wire		B, GY, LA, RD, V, W	□ SGFH20__	▶	USA	RoHS
			Hospital GFCI, back & side wire		B, GY, LA, RD, V, W	□ SGFH20F__	▶	USA	RoHS

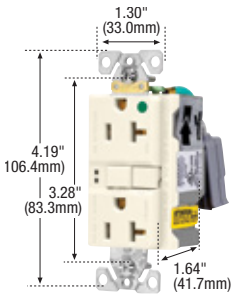
Includes standard size unbreakable wallplate



TRSGFH15



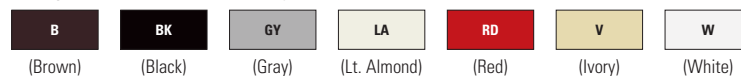
SGFH15



SGFH20_MOD

Color ordering information:

For ordering devices, include Catalog no. followed by the Color suffix: B (Brown), BK (Black), GY (Gray), LA (Light Almond), RD (Red), V (Ivory), W (White)



Specification information: Specification grade GFCI: H-19

Compliances, specifications and availability are subject to change without notice.

▶ ArrowLink option available. Add "MOD" suffix to standard catalog number (example SGF15W, SGF15WMOD). For ordering information on ArrowLink & ArrowLink SPD connectors, see Page H-4

USA Indicates NAFTA compliant - Page Q-32

RoHS compliant - Page Q-32

TR Tamper resistant


Hospital grade GFCIs specification & performance data



Hospital specification grade ground fault circuit interrupter receptacles

Product description

2-pole, 3-wire grounding
15A, 125V/AC; 20A, 125V/AC
NEMA 5-15, 5-20

Device type	Hospital grade tamper resistant duplex GFCI 15A & 20A: TRSGFH and TRSGFH__F series		Hospital grade duplex GFCI 15A & 20A: SGFH series and SGFH__F
Wiring type	Back & side wire		Back & side wire
Testing & code compliance	<ul style="list-style-type: none"> cULus Listed to UL498 and UL943, file no. E60120 Meets all UL943 (GFCI), UL498 (Receptacles), UL498 Hospital grade and applicable CSA requirements NOM certified 		<ul style="list-style-type: none"> cULus Listed to UL498 and UL943, file no. E60120 Meets all UL943 (GFCI), UL498 (Receptacles), UL498 Hospital grade and applicable CSA requirements NOM certified
Environmental specifications	Flammability: Meets UL94 requirements; V2 rated Temperature rating: -35°C to 66°C (-31°F to 150.8°F)		Flammability: Meets UL94 requirements; V2 rated Temperature rating: -35°C to 66°C (-31°F to 150.8°F)
Electrical specifications	Dielectric voltage: Withstands 2000V per UL498 Current interrupting: Yes, at full-rated current Temperature rise: Max. 30°C (86°F) after 100 cycles of overload @ 150% of rated current (DC) Trip time: 0.025 seconds (Class A) Frequency: 60 Hz; voltage: 125V; amperage: 15A/20A 20A feed through Short circuit testing: Meets and exceeds 10 kA Maximum interrupting capacity: 20 amps		Dielectric voltage: Withstands 2000V per UL498 Current interrupting: Yes, at full-rated current Temperature rise: Max. 30°C (86°F) after 100 cycles of overload @ 150% of rated current (DC) Trip time: 0.025 seconds (Class A) Frequency: 60 Hz; voltage: 125V; amperage: 15A/20A 20A feed through Short circuit testing: Meets and exceeds 10 kA Maximum interrupting capacity: 20 amps
Mechanical specifications	Terminal accommodation: #14 - #10 AWG Voltage rating: Permanently marked on device		Terminal accommodation: #14 - #10 AWG Voltage rating: Permanently marked on device
Materials	Top housing: Nylon Bottom housing: Polycarbonate Strap: 0.047" thick steel, zinc plated Line contacts: 0.030" thick brass Terminal & ground screws: #8-32 steel, brass plated; neutral screw nickel plated, ground screw green Terminal clamps: 0.070" thick steel		Top housing: Nylon Bottom housing: Polycarbonate Strap: 0.047" thick steel, zinc plated Line contacts: 0.030" thick brass Terminal & ground screws: #8-32 steel, brass plated; neutral screw nickel plated, ground screw green Terminal clamps: 0.070" thick steel

Compliances, specifications and availability are subject to change without notice.