


# Busbar Systems

## 8US 60 mm Busbar Systems





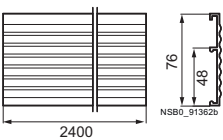



### Basic assemblies up to 1 600 A

#### Overview



60 mm busbar system: Basic assembly up to 1 600 A

#### Selection and ordering data

Description	Standard	DT	Article No.	Price per PU	PU (UNIT, SET, M)	PS*/P. unit	PG	Weight per PU approx. kg
 <p><b>Busbar supports</b> 3-pole, for TT special profiles End and intermediate holder with finger-safe busbar cover (1 pack = 2 busbar supports + finger-safe end covers)</p>	L1-L3	UL 508	<b>8US1943-3AA00</b>		1	1 unit	143	1.140
 <p><b>Flat copper profiles (approx. 2.4 m long, tinned)</b> TT special profile up to 1 600 A, cross-section 720 mm<sup>2</sup></p>			<b>8US1948-2AA00</b>		1	1 unit	143	15.600
 <p><b>Cover profiles</b> For flat copper profiles, length 1 000 mm</p>			<b>8US1922-2DA00</b>		1	5 units	143	0.400
 <p><b>Busbar connection pieces</b> For special profiles/TT profiles up to 1 600 A</p>			<b>8US1941-2BF00</b>		1	3 units	143	1.116
 <p><b>Partitions, closed</b> 76 mm wide, 2 400 mm long For additional lateral touch protection at the top/bottom</p>			<b>8US1922-1JA00</b>		1	1 unit	143	0.500
 <p><b>Supports for blanking covers</b> Mounting on busbar, 32 mm depth (2 units per section of blanking cover)</p>	UL 508		<b>8US1922-2EA00</b>		1	4 units	143	0.035
 <p>Mounting on busbar, 107 mm depth (2 units per section of blanking cover)</p>	UL 508		<b>8US1922-2EA01</b>		1	8 units	143	0.081
 <p><b>Blanking covers</b> Mounting on 8US1922-2EA.. support for blanking covers Height 195 mm, Depth 63 mm, Length 700 mm</p>	UL 508		<b>8US1922-2EB00</b>		1	2 units	143	0.700