


Contactors for Special Applications





Contactors for Switching DC Voltage

3TC contactors, 1- and 2-pole, 32 ... 400 A

Spare parts

For contactors	Version	DT	Screw terminals	PU (UNIT, SET, M)	PS*	PG
	Auxiliary contacts					
Size	Type		Article No.	Price per PU		

Auxiliary switch blocks


Size	Type	Version	DT	Article No.	Price per PU	PU (UNIT, SET, M)	PS*	PG
for lateral mounting								
2 and 4	3TC44, 3TC48	Auxiliary switch block (replacement for 3TY6501-1A/-1B)		3TY6501-1AA00		1	1 unit	41B
		Left						
		Right						
8 and 12	3TC52, 3TC56	Auxiliary switch block, left		3TY6561-1A		1	1 unit	41B
								
		Auxiliary switch block, right		3TY6561-1B		1	1 unit	41B
								



3TY6561-1A

For contactors	Version	DT	Article No.	Price per PU	PU (UNIT, SET, M)	PS*	PG
Size	Type						

Contacts with fixing parts

		In order to ensure reliable operation of the contactors, only original replacement contacts should be used.						
2	3TC44	(1 set = 2 moving and 4 fixed switching elements)	B	3TY2440-0A		1	1 unit	41B
4	3TC48		B	3TY2480-0A		1	1 unit	41B
8	3TC52		B	3TY2520-0A		1	1 unit	41B
12	3TC56		C	3TY2560-0A		1	1 unit	41B

3TY2520-0A

Arc chutes

2	3TC44	Arc chutes, 2-pole	C	3TY2442-0A		1	1 unit	41B
4	3TC48		C	3TY2482-0A		1	1 unit	41B
8	3TC52		C	3TY2522-0A		1	1 unit	41B
12	3TC56		C	3TY2562-0A		1	1 unit	41B

3TY2482-0A

Solenoid coils

DC operation¹⁾								
2	3TC44			3TY6443-0B..				
4	3TC48			3TY6483-0B..				
8	3TC52			3TY6523-0B..				
12	3TC56			3TY6563-0B..				
AC operation¹⁾								
2	3TC44			3TY7403-0A..				
4	3TC48			3TY6483-0A..				
8	3TC52			3TY6523-0A..				
12	3TC56			3TY6566-0A..				

¹⁾ Rated control supply voltages, see table, page 4/67.
The 10th and 11th digits of the Article No. must be supplemented accordingly.