

Non-Illuminated Selector Switches




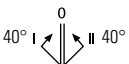
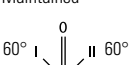
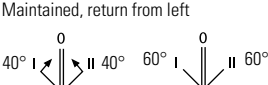

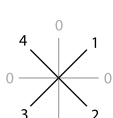
Components

M22-WK



M22M-WK

Operators Only, Knob Type ^①

Type	Switching Position	Silver Bezel Catalog Number	Black Bezel Catalog Number	Metal Bezel Catalog Number
Two-position	Momentary ^②	M22-WK	M22S-WK	M22M-WK
	 40°			
	Maintained	M22-WRK	M22S-WRK	M22M-WRK
	 40°			
	Maintained V	M22-WKV	M22S-WKV	M22M-WKV
	 60°			
Three-position	Momentary ^②	M22-WK3	M22S-WK3	M22M-WK3
	 40° I 0 II 40°			
	Maintained	M22-WRK3	M22S-WRK3	M22M-WRK3
	 60° I 0 II 60°			
	Maintained, return from left	M22-WRK3-2	M22S-WRK3-2	M22M-WRK3-2
	 40° I 0 II 40° 60° I 0 II 60°			
	Maintained, return from right	M22-WRK3-1	M22S-WRK3-1	M22M-WRK3-1
	 40° I 0 II 40° 60° I 0 II 60°			
Four-position	Maintained	M22-WRK4	M22S-WRK4	M22M-WRK4
				

Notes

^① Includes contact block mounting adapter.

^② Momentary selector switches can be converted in the field to maintained operation with the removal of a color coded adapter. See **Page V7-T1-118**.