

Handle Mechanisms

2



High-Performance Rotary Handle Mechanisms

Product Description

The high-performance rotary handle mechanism uses a simple, yet robust design to make installation and operation easy. The external handle's key functional components are all metallic, ensuring reliability. The metal-on-metal interface between the handle and shaft prevents contaminant buildup that could impede operation, while UV and chemical agent resistant materials protect the handle from heat and fading in direct sunlight, as well as chemicals that may be introduced in harsh environments.

In addition to its robust design features, the handle mechanism has stand-off support that allows for easy operation with a gloved hand. With a shallow profile, the handle can easily be used in applications where an internal or double door is required.

The high-performance external handle can accept padlocks or multi-hasps locks. The door is interlocked when padlocked and cannot be bypassed.

Description

	<i>Page</i>
Handle Mechanisms—Series G	V4-T2-419
High-Performance Rotary Handle Mechanisms	
Product Selection	V4-T2-421
Dimensions	V4-T2-424
Universal Rotary	V4-T2-425
Direct (Close-Coupled) Handle Mechanisms	V4-T2-427
Flex Shaft	V4-T2-428
Handle Mechanisms—Series C	
High-Performance Rotary Handle Mechanisms	V4-T2-433
Series C Rotary	V4-T2-437
Universal Rotary	V4-T2-439
Direct (Close-Coupled) Handle Mechanisms	V4-T2-441
Flex Shaft	V4-T2-443
Handle Extension	V4-T2-446

Features

- NEMA Type 1/3R/12 (IP54) and NEMA Type 4/4X (IP65) ratings
- Black/Blue or Red/Yellow external handle colors
- Three shaft lengths—6, 12 and 24 inches, which can be cut to size to match enclosure depth
- Conveniently packaged as kit containing handle, shaft and mechanism
- Replacement parts are available separately
- Metallic functional components ensure reliability
- Metal-on-metal interface between handle and shaft
- UV and chemical agent-resistant materials protect the handle
- Shallow profile
- Compatible with both Series C and Series G molded case circuit breakers and molded case switch platforms
- Same handle can be used on multiple frame sizes, reducing the number of parts needed
- Red and yellow handles to designate emergency disconnecting means
- All handle mechanisms can accept padlocks or multi-hasps locks for added flexibility
- Fast, easy installation (see video on website for step-by-step instructions)

Standards and Certifications

The mechanisms for EG, JG and LG breakers have an internal handle that can be operated independent of door position, and locked-out to meet one of the key NFPA requirements (NFPA® 79) and UL 508A disconnect requirements.





- NEMA 1/3R/12, IP54
- NEMA 4/4X, IP65



Product Selection

Handle Mechanisms for Series G Frames

Kits Only (Kit Includes Shaft, Mechanism and Handle)—EG-, JG- and LG-Frame

	Description	Rating Type		EG-Frame	JG-Frame	LG-Frame
		NEMA	IP	Catalog Number	Catalog Number	Catalog Number
S01 Blue Handle 	S01 blue handle, 6-inch shaft	1/3R/12	54	EGHMVD06B0 / 68C6040G25	JGHMVD06B0 / 68C6041G13	—
		4/4X	65	EGHMVD06BX0 / 68C6040G28	JGHMVD06BX0 / 68C6041G16	—
	S01 blue handle, 12-inch shaft	1/3R/12	54	EGHMVD12B0 / 68C6040G26	JGHMVD12B0 / 68C6041G14	—
		4/4X	65	EGHMVD12BX0 / 68C6040G29	JGHMVD12BX0 / 68C6041G17	—
	S01 blue handle, 24-inch shaft ①	1/3R/12	54	EGHMVD24B0 / 68C6040G27	JGHMVD24B0 / 68C6041G15	—
		4/4X	65	EGHMVD24BX0 / 68C6040G30	JGHMVD24BX0 / 68C6041G18	—
S01 Red Handle 	S01 red handle, 6-inch shaft	1/3R/12	54	EGHMVD06R0 / 68C6040G31	JGHMVD06R0 / 68C6041G19	—
		4/4X	65	EGHMVD06RX0 / 68C6040G34	JGHMVD06RX0 / 68C6041G22	—
	S01 red handle, 12-inch shaft	1/3R/12	54	EGHMVD12R0 / 68C6040G32	JGHMVD12R0 / 68C6041G20	—
		4/4X	65	EGHMVD12RX0 / 68C6040G35	JGHMVD12RX0 / 68C6041G23	—
	S01 red handle, 24-inch shaft ①	1/3R/12	54	EGHMVD24R0 / 68C6040G33	JGHMVD24R0 / 68C6041G21	—
		4/4X	65	EGHMVD24RX0 / 68C6040G36	JGHMVD24RX0 / 68C6041G24	—
S2 Blue Handle 	S2 blue handle, 6-inch shaft	1/3R/12	54	EGHMVD06B / 68C6040G13	JGHMVD06B / 68C6041G01	LGHMVD06B / 68C6042G01
		4/4X	65	EGHMVD06BX / 68C6040G16	JGHMVD06BX / 68C6041G04	LGHMVD06BX / 68C6042G04
	S2 blue handle, 12-inch shaft	1/3R/12	54	EGHMVD12B / 68C6040G14	JGHMVD12B / 68C6041G02	LGHMVD12B / 68C6042G02
		4/4X	65	EGHMVD12BX / 68C6040G17	JGHMVD12BX / 68C6041G05	LGHMVD12BX / 68C6042G05
	S2 blue handle, 24-inch shaft ①	1/3R/12	54	EGHMVD24B / 68C6040G15	JGHMVD24B / 68C6041G03	LGHMVD24B / 68C6042G03
		4/4X	65	EGHMVD24BX / 68C6040G18	JGHMVD24BX / 68C6041G06	LGHMVD24BX / 68C6042G06
S2 Red Handle 	S2 red handle, 6-inch shaft	1/3R/12	54	EGHMVD06R / 68C6040G19	JGHMVD06R / 68C6041G07	LGHMVD06R / 68C6042G07
		4/4X	65	EGHMVD06RX / 68C6040G22	JGHMVD06RX / 68C6041G10	LGHMVD06RX / 68C6042G10
	S2 red handle, 12-inch shaft	1/3R/12	54	EGHMVD12R / 68C6040G20	JGHMVD12R / 68C6041G08	LGHMVD12R / 68C6042G08
		4/4X	65	EGHMVD12RX / 68C6040G23	JGHMVD12RX / 68C6041G11	LGHMVD12RX / 68C6042G11
	S2 red handle, 24-inch shaft ①	1/3R/12	54	EGHMVD24R / 68C6040G21	JGHMVD24R / 68C6041G09	LGHMVD24R / 68C6042G09
		4/4X	65	EGHMVD24RX / 68C6040G24	JGHMVD24RX / 68C6041G12	LGHMVD24RX / 68C6042G12

Notes

① 24-inch handle comes with support bracket.

Shaft guide (68C6048G49) is optional and can be used with any high-performance handle listed above for greater alignment tolerance.