INDUSTRIAL SPEC GRADE TURNLOK® LOCKING DEVICES

L630C & L630P
Connector & Plug

A. Raised ribs provide non-slip gripping profile for turning to lock and unlock.

B. Quick-thread assembly screws and cord-grip screws come backed-out, ready-to-wire.

C. Industrial-strength, brass alloy plug blades, and connector contacts resist heat rise, provide excellent conductivity.

D. Rounded back contour reduces snags and hang-ups on the job site.

E. Impact- and corrosion-resistant durable nylon 6 shell material.

F. Integral flexible rubber cord grommet conforms to and seals around SO cord to provide protection from oils, water, or chips entering wiring chamber.

G. New-design external cord grips provide visible assurance of safe and proper cord retention.

H. Scallop shell design provides non-slip gripping surface for insertion and withdrawal.

I. Double dovetail design provides superior protection against cord pull-out forces.

J. Visible stamped NEMA configuration and device rating.



L630R
Receptacles

A. Compact, impact-resistant nylon face and body are ultrasonically welded together for unrivaled strength.

B. Clearly marked NEMA configuration, rating, and third party listing on each unit's face.

C. One-piece, high-grade brass contacts offer excellent conductivity and heat-rise resistance.

D. Single-piece, solid brass mounting strap is free of easily loosened rivets found on other brands.

E. Side and external screw-pressure-plate back wire capability. Accepts #14 - #10 AWG.

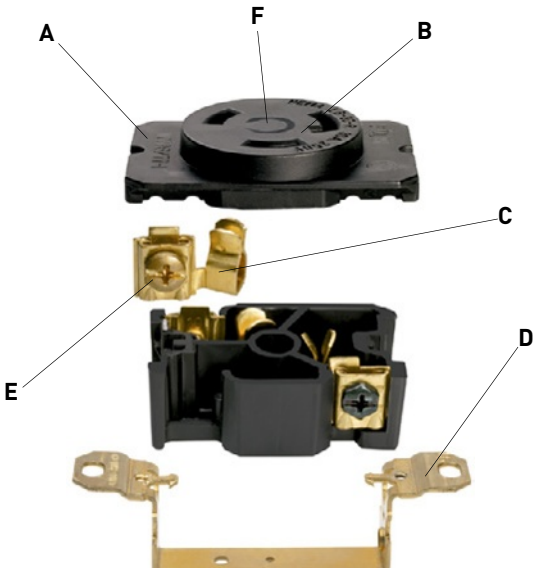

F. P&S Turnlok Receptacles. Voltage color coding on the outside. Proven designs and quality materials on the inside. Any way you look at them, they're the standard of the industry.

125V | 250V | 277VAC | 480VAC | 600VAC | 125/250V

INDUSTRIAL SPEC GRADE TURNLOK® LOCKING DEVICES

NEMA Configurations

Locking Plugs & Receptacles

		15 AMPERE		20 AMPERE		30 AMPERE	
		RECEPTACLE	PLUG	RECEPTACLE	PLUG	RECEPTACLE	PLUG
2 POLE, 2 WIRE NON-GROUNDING							
125V	L1	L1-15R	L1-15P				
250V	L2			L2-20P	L2-20P		
2 POLE, 3 WIRE GROUNDING							
125V	L5	L5-15R	L5-15P	L5-20R	L5-20P	L5-30R	5-30P
250V	L6	L6-15R	L6-15P	L6-20R	L6-20P	L6-30R	6-30P
277VAC	L7	L7-15R	L7-15P	L7-20R	L7-20P	L7-30R	7-30P
347VAC	L24			L24-20R	L24-20P		
480VAC	L8			L8-20R	L8-20P	L8-30R	L8-30P
600VAC	L9			L9-20R	L9-20P	L9-30R	L9-30P
3 POLE, 3 WIRE NON-GROUNDING							
125/250V	L10			L10-20R	L10-20P	L10-30R	L10-30P
3ø250V	L11			L11-20R	L11-20P	L11-30R	L11-30P
3ø480V	L12			L12-20R	L12-20P	L12-30R	L12-30P
3ø600V	L13					L13-30R	L13-30P
3 POLE, 4 WIRE GROUNDING							
125/250V	L14			L14-20R	L14-20P	L14-30R	L14-30P
3ø250V	L15			L15-20R	L15-20P	L15-30R	L15-30P
3ø480V	L16			L16-20R	L16-20P	L16-30R	L16-30P
3ø600V	L17					L17-30R	L17-30P
4 POLE, 4 WIRE NON-GROUNDING							
3øY 120/208V	L18			L18-20R	L18-20P	L18-30R	L18-30P
3øY 277/480V	L19			L19-20R	L19-20P	L19-30R	L19-30P
3øY 347/600V	L20			L20-20R	L20-20P	L20-30R	L20-30P
4 POLE, 5 WIRE GROUNDING							
3øY 120/208V	L21			L21-20R	L21-20P	L21-30R	L21-30P
3øY 277/480V	L22			L22-20R	L22-20P	L22-30R	L22-30P
3øY 347/600V	L23			L23-20R	L23-20P	L23-30R	L23-30P

Midget – Locking

		15 AMPERE	
		RECEPTACLE	PLUG
2 POLE, 2 WIRE NON-GROUNDING			
125V	ML1	ML-1R	ML-1P
2 POLE, 3 WIRE GROUNDING			
125V	ML2	ML-2R	ML-2P
3 POLE, 3 WIRE NON-GROUNDING			
125/250V	ML3	ML-3R	ML-3P

Labels & Their Meaning

X, Y, Z	Hot Lead
W	Neutral Lead
G	Grounding Lead

Open Slots
Indicate receptacle configurations (female).

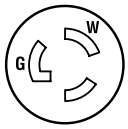

Closed Slots
Indicate plug blade configurations (male).

INDUSTRIAL SPEC GRADE TURNLOK® LOCKING DEVICES

20 Amp Non-NEMA 3 Pole, 4 Wire 20A, 3øY, 250V; 10A, 600V; 4 Pole, 4 Wire 20A, 3øY, 120/208V

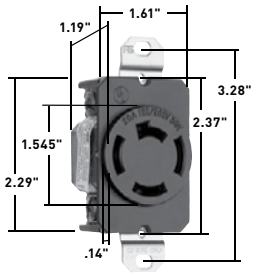

20A Receptacle

20A Connector



20A Plug



20A Flanged Inlet & Outlet

CATALOG NUMBER	RATING A.	RATING V.	DESCRIPTION/COLOR	CORD DIAMETER	3rd PARTY COMPLIANCE UL498	FSUL WC596	CSA
RECEPTACLES							
7410G*	20 10	3øY, 250 600	Single Receptacle, Grounded			•	
7410	20	3øY, 120/208	Single Receptacle		•	•	
CONNECTORS IP20 SUITABILITY							
7413G*	20 10	3øY, 250 600	Yellow	.333"-1.060"			
7413SS	20	3øY, 120/208	Black Back, White Front Body	.225"-1.150"	•	•	
PLUGS IP20 SUITABILITY							
7411G*	20 10	3øY, 250 600	Yellow	.333"-1.060"			
7411SS	20	3øY, 120/208	Black Back, White Front Body	.225"-1.150"	•	•	
FLANGED INLETS & OUTLETS							
7408SS	20	3øY, 120/208	Gray Inlet		•		
7409SS	20	3øY, 120/208	Gray Outlet		•		

*For replacement use only.
Reference Pages G-38 and G-39 for Accessories.

Non-NEMA 7408SS 7411SS

Non-NEMA 7409SS, 7410 7413SS

Non-NEMA 7411G

Non-NEMA 7410G 7413G

CATALOG NUMBER	DESCRIPTION	COLOR
WEATHERPROOF COVER		
WPG2	Cover for 20 and 30A Turnlok Flanged Inlets and Outlets	Gray
STAINLESS STEEL WALL PLATE		
SS720	Wall Plate for Locking Receptacles	302/304 S/S
WEATHERPROOF BOOTS		
L15RBC	Boot for 15A Locking Connector	Black
L15RBP	Boot for 15A Locking Plug	Black
L2030RBC	Boot for 20/30A Locking Connector	Black
L2030RBP	Boot for 20/30A Locking Plug	Black
CORROSION-RESISTANT BOOTS		
CRL2030RBC	Boot for 20/30A Locking Connector	Yellow
CRL2030RBP	Boot for 20/30A Locking Plug	Yellow
CR7716N	Boot for 50A Locking Connector	Yellow
CR7717N	Boot for 50A Locking Plug	Yellow

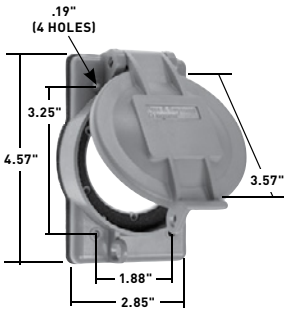

WPG2



L15RBC

L2030RBC
CRL2030RBC

All devices listed on this page conform to NEMA WD-1 and WD-6.