Application and Selection

Applications:

Cast device boxes are installed in conduit and cable systems to:

- Accommodate wiring devices
- Act as pull boxes for conductors in a conduit system
- Provide openings to make splices and taps in conductors
- Provide access to conductors for maintenance and future system changes

Considerations for Selection of Device Box

Type of conduit system:

- Should be compatible with conduit or cable system.
- Boxes are standard with mounting lugs and internal green ground screw.
- Boxes are available for rigid steel, IMC; rigid aluminum; flexible conduit and cable systems.

Number of devices to be used in the box:

- Standard flush devices require one gang each

Depth:

- Two box types are available – standard (FS) and deep (FD), single through five gang.
- Standard flush wiring devices will normally fit in the FS boxes.
- Some special purpose devices of higher ratings will require the deeper box (FD).
- In addition, the need for additional wiring space will require the deep box.

Hub configuration and size:

- The layout of the conduit system dictates the conduit opening locations of the box.

The table below indicates the types of conduit and the boxes available. Drilled and tapped openings can be supplied in blank boxes to meet your requirements.

- Hub size is the same as conduit size. A variety of hub sizes are available. Where the specific hub size is not available, reducing bushings can be used.

Materials and finishes:

- The environment and the use of the box will determine the material and finish needed. Areas of the country with harsh weather and corrosive environments may require different materials and finishes for added protection.
- Standard material and finish is Feraloy® iron alloy with electrogalvanized and aluminum acrylic paint. Many items are also available in copper-free aluminum.
- Optional finishes can be obtained if environment warrants. See Options listings.

Considerations for Selection of Covers, Devices, and Accessories

Both general purpose and weatherproof, waterproof devices and covers are available. Selection will depend on individual conditions. To provide for a wide variety of applications, the following covers and devices are available:

Covers	Pg.
General use snap switch	see pages 39–41 and 44–45
Pushbutton switch	see page 41
Plug and receptacle	see pages 37, 39, 42, and 44–46
Blank	see pages 39 and 44–45
Pilot light	see page 43
Receptacle	see pages 37–39, 42, and 44–46

Devices	Pg.
Receptacle	see page 42
Pilot lights	see page 43
Wiring device	see page 42

Accessories	Pg.
Gaskets	see page 43
Box extensions	see page 43
Flush mtg. adapter	see page 43

Options:

Description	Suffix
Corro-free™ epoxy powder coat	**S752**

Quick Selector Chart

Box	Depth	Gang	Conduit Type	Standard Material	Standard Finish
FS	$1\frac{11}{16}$	1-3	Threaded rigid	*Feraloy* iron alloy (some are copper-free aluminum)	*Feraloy* iron alloy – electrogalvanized and aluminum acrylic paint. Copper-free aluminum – natural
FD	$2\frac{1}{2}$	1-3	Threaded rigid	*Feraloy* iron alloy	*Feraloy* iron alloy – electrogalvanized and aluminum acrylic paint
FD-SS	3.03	1	Threaded rigid	Stainless steel	Natural
FS blank bodies Drilled and tapped	$1\frac{15}{16}$	1-4 1-3	Threaded rigid	*Feraloy* iron alloy	*Feraloy* iron alloy – electrogalvanized and aluminum acrylic paint
FD blank bodies Drilled & tapped	$2\frac{1}{2}$	1-5 1-3	Threaded rigid	*Feraloy* iron alloy	*Feraloy* iron alloy – electrogalvanized and aluminum acrylic paint

 Copyright© 2013 Eaton's Crouse-Hinds Business

2F Condulet® Multi-Gang Device Boxes - Cast Iron or Aluminum

Accessories
see pages 37–45

With and Without Mounting Lugs for Threaded Rigid and IMC Conduit

FSS & FDS



Two Gang

Size	Cat. #	Cat. #
3/4	FSS222	FDS222

FSD

Two Gang

Size	Cat. #
3/4	FSD212*

*Hubs on 2 hub side are ½"

FS & FD



Three Gang

Size	Cat. #	Cat. #
3/4	FS23	FD23
1	FS33	

FSS



Three Gang

Size	Cat. #
3/4	FSS23

Dimensions

In Inches:

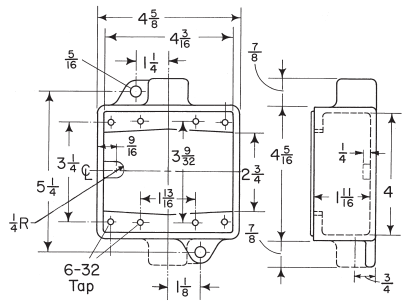

Two gang with mounting lugs

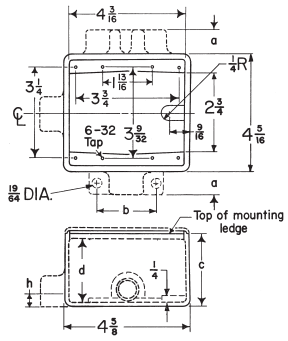

Three gang

Three gang

Series	Hub Size	a	c	d
FS	3/4	7/8	1 7/8	1 11/16
	1	1	1 7/8	1 11/16
FD	3/4	7/8	2 11/16	2 1/2

 Copyright© 2013 Eaton's Crouse-Hinds Business