

**Overview**

The labeling plates in size 22 mm x 22 mm can be attached to enclosures with cutouts for labels. There are versions in black with white print or silver-colored with black print.

**Inscription**

The inscription is in upper/lower case, all words begin with upper case letters. Graphic symbols, including those not listed in the catalog, are according to ISO 7000 or IEC 60417.

For customized inscription, see "Options" on page 107.

**Selection and ordering data**

Color	Marking	Symbol No.	DT	Order No.	PU (UNIT, SET, M)	PS*
-------	---------	------------	----	-----------	-------------------------	-----

**Labeling plates 22 mm x 22 mm**

**For self-inscription**



3SU1900-0AF16-0AA0

Black/White (label/lettering)	None	--	▶	<b>3SU1900-0AF16-0AA0</b>	100	10 units
----------------------------------	------	----	---	---------------------------	-----	----------

**Inscription in English**



3SU1900-0AF16-0DM0

Black/White (label/lettering)	On	--	B	<b>3SU1900-0AF16-0DJ0</b>	1	10 units
	Off	--	B	<b>3SU1900-0AF16-0DK0</b>	1	10 units
	Up	--	▶	<b>3SU1900-0AF16-0DL0</b>	1	10 units
	Down	--	▶	<b>3SU1900-0AF16-0DM0</b>	1	10 units
	Forward	--	B	<b>3SU1900-0AF16-0DN0</b>	1	10 units
	Right	--	B	<b>3SU1900-0AF16-0DQ0</b>	1	10 units
	Left	--	B	<b>3SU1900-0AF16-0DR0</b>	1	10 units
	Stop	--	▶	<b>3SU1900-0AF16-0DS0</b>	1	10 units
	Start	--	▶	<b>3SU1900-0AF16-0DT0</b>	1	10 units
	Reset	--	B	<b>3SU1900-0AF16-0DU0</b>	1	10 units
	Test	--	▶	<b>3SU1900-0AF16-0DV0</b>	1	10 units
	Open	--	B	<b>3SU1900-0AF16-0DW0</b>	1	10 units
	Close	--	B	<b>3SU1900-0AF16-0DX0</b>	1	10 units
	Running	--	B	<b>3SU1900-0AF16-0EB0</b>	1	10 units
	Fault	--	B	<b>3SU1900-0AF16-0EC0</b>	1	10 units
	Fast	--	B	<b>3SU1900-0AF16-0EE0</b>	1	10 units
	Slow	--	B	<b>3SU1900-0AF16-0EF0</b>	1	10 units
	EMERGENCY STOP	--	▶	<b>3SU1900-0AF16-0DA0</b>	1	10 units

**With symbol (ON/OFF)**



3SU1900-0AF16-0QQ0

Black/White (label/lettering)	O	5008 IEC	▶	<b>3SU1900-0AF16-0QA0</b>	1	10 units
	I	5007 IEC	▶	<b>3SU1900-0AF16-0QB0</b>	1	10 units
	II	--	▶	<b>3SU1900-0AF16-0QC0</b>	1	10 units
	III	--	B	<b>3SU1900-0AF16-0QD0</b>	1	10 units
	O I	--	B	<b>3SU1900-0AF16-0QG0</b>	1	10 units
	I O II	--	B	<b>3SU1900-0AF16-0QK0</b>	1	10 units
	I O	--	B	<b>3SU1900-0AF16-0QP0</b>	1	10 units
	(one below the other)					
	II O I	--	B	<b>3SU1900-0AF16-0QQ0</b>	1	10 units
	(one below the other)					

**With symbol (graphic)**



3SU1900-0AF16-0RW0

Black/White (label/lettering)	→	ARROW DIRECTION TO RIGHT	5022 IEC	▶	<b>3SU1900-0AF16-0QR0</b>	1	10 units
		PUMP	0134 ISO	B	<b>3SU1900-0AF16-0RD0</b>	1	10 units
		FAN	--	B	<b>3SU1900-0AF16-0RV0</b>	1	10 units
		COOLING	--	B	<b>3SU1900-0AF16-0RW0</b>	1	10 units
		ILLUMINATION	--	B	<b>3SU1900-0AF16-0RX0</b>	1	10 units
		MOTOR	--	B	<b>3SU1900-0AF16-0RY0</b>	1	10 units

## Options

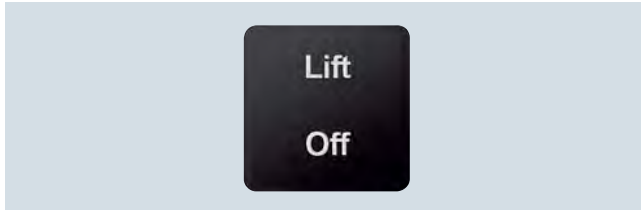
### Customized inscriptions

The labels can be inscribed with texts and symbols not listed in the ordering data.

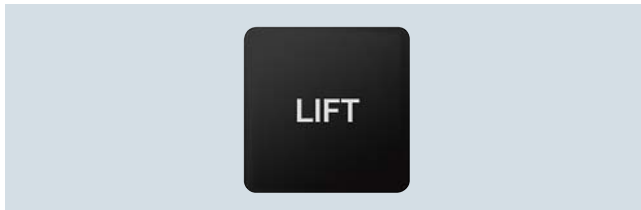
A letter height of 4 mm is used for text inscriptions (1 to 3 lines).

Up to 11 characters per line are possible. The typeface used is Arial. Other letter heights and typefaces are possible, but must be specified when ordering.

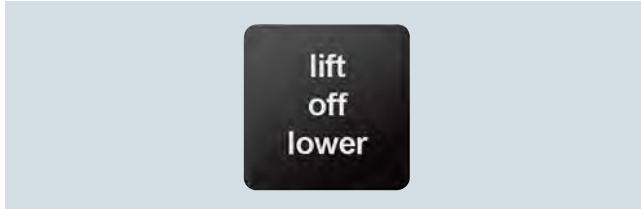
#### Examples for customized inscription



Two-line inscription in upper/lower case lettering (Q0Y)




Single-line inscription in upper case lettering (Q1Y)



3SB39 backing plate for enclosures, customized inscription (Q2Y)



Symbol number 5011 according to IEC 60417 (Q3Y)



Any symbol according to order form supplement (Q9Y)

### Ordering notes

Append the following order codes to the Order No.:

- Text line(s) in upper/lower case, upper case always for beginning of line (e.g. "Lift / Off"): **Q0Y**
- Text line(s) in upper case (e.g. "LIFT"): **Q1Y**
- Text line(s) in lower case (e.g. "lift / off / lower"): **Q2Y**
- Text line(s) in upper/lower case, all words begin with upper case letters (e.g. "On Off"): **Q5Y**
- Symbol with number according to ISO 7000 or IEC 60417: **Q3Y**
- Any inscription or symbol according to order form supplement: **Q9Y**

When ordering, specify the required inscription in plain text in addition to the article number and order code. In the case of special inscriptions with words in languages other than German, give the exact spelling and specify the language.

In the case of multi-line inscriptions, the text must be assigned to the respective line, e.g. "Z1 = Lift, Z2 = Lower". For long words you can also specify the end-of-line division (see ordering example 1).

Symbols can also be ordered with numbers according to ISO 7000 or IEC 60417 (see ordering examples 2 and 3).

For special symbols (order code Q9Y), a CAD drawing in DXF format can be submitted.

The SIRIUS ACT Configurator must be used to select special inscriptions and symbols (order code Q9Y). In this case a "CIN" (Configuration Identification Number) is generated for placement of future orders. It is then possible to place an order directly using the CIN and the SIRIUS ACT Configurator (Mall shopping cart) or via the standard order channels.

Standard ordering channels:

- Configurator: [www.siemens.com/sirius-act/configurator](http://www.siemens.com/sirius-act/configurator)
- Electronic Catalog CA 01 on DVD
- Industry Mall: [www.usa.siemens.com/industrymall](http://www.usa.siemens.com/industrymall)

#### Ordering example 1

A label with 2 lines of text is required:

3SU1900-0AF16-0AZ0  
Q1Y  
Z1 = LIFT  
Z2 = LOWER

#### Ordering example 2

A label inscribed with symbol No. 5011 according to IEC 60417 is required:

3SU1900-0AF16-0AZ0  
Q3Y  
Z = 5011 IEC

#### Ordering example 3

A label inscribed with symbol No. 1118 according to ISO 7000 is required:

3SU1900-0AF16-0AZ0  
Q3Y  
Z = 1118 ISO