

Overview

Labels can be inserted for identification purposes in pushbuttons (clear) and in illuminated pushbuttons with a flat button. These insert labels are made of semi-transparent plastic with black inscription; they can be fitted in any 90° angle.



Inscription

The inscription is in upper/lower case, all words begin with upper case letters. Graphic symbols, including those not listed in the catalog, are according to ISO 7000 or IEC 60417.

The insert labels without inscription are suitable for user marking with permanent pen.

For customized inscription, see "Options" on page 97.

Selection and ordering data

Color	Marking	DT	Order No.	PU (UNIT, SET, M)	PS*
Insert labels					
For self-inscription					
	Clear/Black (label/lettering)	None	B	3SU1900-0AB71-0AA0	100 10 units
Inscription in English					
	Clear/Black (label/lettering)	On	B	3SU1900-0AB71-0DJ0	100 10 units
		Off	B	3SU1900-0AB71-0DK0	100 10 units
		Up	B	3SU1900-0AB71-0DL0	100 10 units
		Down	B	3SU1900-0AB71-0DM0	100 10 units
		Forward+	B	3SU1900-0AB71-0DN0	100 10 units
		Right	B	3SU1900-0AB71-0DQ0	100 10 units
		Left	B	3SU1900-0AB71-0DR0	100 10 units
		Stop	B	3SU1900-0AB71-0DS0	100 10 units
		Start	B	3SU1900-0AB71-0DT0	100 10 units
		Reset	B	3SU1900-0AB71-0DU0	100 10 units
		Test	B	3SU1900-0AB71-0DV0	100 10 units
		Open	B	3SU1900-0AB71-0DW0	100 10 units
		Close	B	3SU1900-0AB71-0DX0	100 10 units
		Running	B	3SU1900-0AB71-0EB0	100 10 units
		Fast	B	3SU1900-0AB71-0EE0	100 10 units
		Slow	B	3SU1900-0AB71-0EF0	100 10 units

3SU1900-0AB71-0AA0

3SU1900-0AB71-0DN0

Options

Customized inscriptions

The labels can be inscribed with text and symbols not listed in the ordering data.

By default, a letter height of 4 mm (for a single line of text) or 3 mm (for two or three lines of text) is used for text inscriptions.

The typeface used is Arial. Other letter heights and typefaces are possible, but must be specified when ordering.

For round insert labels, the maximum possible number of characters per line is:

- 10 characters for one line of text
- 8 characters for 2 lines of text
- 6 characters for 3 lines of text, but 10 characters in the middle line

Examples for customized inscription



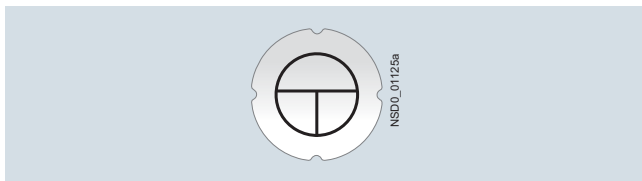
Two-line inscription in upper/lower case lettering (Q0Y)




Single-line inscription in upper case lettering (Q1Y)



Three-line inscription in lower case letters (Q2Y)



Symbol number 5011 according to IEC 60417 (Q3Y)



Any symbol according to order form supplement (Q9Y)

Ordering notes

Append the following order codes to the Order No.:

- Text line(s) in upper/lower case, upper case always for beginning of line (e.g. "Lift / Off"): **Q0Y**
- Text line(s) in upper case (e.g. "LIFT"): **Q1Y**
- Text line(s) in lower case (e.g. "lift / off / lower"): **Q2Y**
- Text line(s) in upper/lower case, all words begin with upper case letters (e.g. "On Off"): **Q5Y**
- Symbol with number according to ISO 7000 or IEC 60417: **Q3Y**
- Any inscription or symbol according to order form supplement: **Q9Y**

When ordering, specify the required inscription in plain text in addition to the article number and order code. In the case of special inscriptions with words in languages other than German, give the exact spelling and specify the language. In the case of multi-line inscriptions, the text must be assigned to the respective line, e.g. "Z1 = Lift, Z2 = Lower". For long words you can also specify the end-of-line division; see [ordering example 1](#)

Symbols can also be ordered with numbers according to ISO 7000 or IEC 60417; see [ordering examples 2 and 3](#)

The SIRIUS ACT Configurator must be used to select customized inscriptions and symbols (order code Q9Y). In this case a "CIN" (Configuration Identification Number) is generated for placement of future orders. It is then possible to place an order directly using the CIN and the SIRIUS ACT Configurator (Mall shopping cart) or via the standard order channels.

Standard ordering channels:

- Configurator: www.siemens.com/sirius-act/configurator
- Electronic Catalog CA 01 on DVD
- Industry Mall: www.usa.siemens.com/industrymall

Ordering example 1

A label with 2 lines of text is required:

3SU1900-0AB71-0AZ0
 Q1Y
 Z1 = LIFT
 Z2 = LOWER

Ordering example 2

A label inscribed with symbol No. 5011 according to IEC 60417 is required:

3SU1900-0AB71-0AZ0
 Q3Y
 Z = 5011 IEC

Ordering example 3

A label inscribed with symbol No. 1118 according to ISO 7000 is required:

3SU1900-0AB71-0AZ0
 Q3Y
 Z = 1118 ISO