Product Offering and Specificaton Guide

Application

Main lug loadcentre,
- 1 Phase 3 W 120/240V, 60 to 200A, 2/4 - 40/80 circuits
- 3 Phase 4W 120/208V, 100 to 225A, 12 - 42 circuits
- Outdoor Type 3R, 1 Phase 3 W, 120/240V, 100 to 200A, 8/16 - 40/80 circuits

Main Breaker loadcentre,
- 1 Phase 3 W 120/240V, 60 to 200A, 12/24 - 60/120 circuits
- 3 Phase 4W 120/208V, 100 to 200A, 24 - 42 circuits
- Out door Type 3R, 1 Phase 3 W 120/240V, 100 to 200A, 16/32 - 40/80 circuits
- Dual certified loadcentre 1 Phase 3 W 120/240V, 100 to 200A, 38 circuits

Generator panel
- Generator Panel 3 Pole 1 Phase 3 W 120/240V, 30 to 100A, 6/12- 34/68 circuits
- Generator Panel 2 Pole 1 Phase 3 W 120/240V, 30 to 100A, 8/16 - 36/72 circuits

SPA panel
- Type 3R, 1Phase 3 W 120/240V, 125A, 4/8 circuits

Mini panel/ Enclosed breaker,
- Indoor, 1Phase 3 W 120/240V, 60 & 125A, 2 circuits
- Outdoor Type 3R, 1 Phase 3 W 120/240V, 60 & 125A, 3 & 2/4 - 4/8 circuits

Circuit breaker

Plug- in

Interrupting rating of 10kA
- Full module
  1 Pole 15-70 Amp
  2 Pole 15-200 Amp
  3 Pole 15-100 Amp
- Half module
  Twin: two single-pole, 15-15 to 40-15 Amp
  Quad: two single-pole and one 2-pole inner breaker, 15-15 to 15-40 Amp

Bolt- on

Interrupting rating of 10kA & 22kA
- Full module
  1 Pole 15-70 Amp
  2 Pole 15-125 Amp
  3 Pole 15-100 Amp

Ground fault circuit intrrupter
- 1 and 2 Pole, 15- 60A, 5 and 30mA sensitivity

Arc fault circuit intrrupter

Interrupting rating of 10kA & 22kA
- 1 Pole, 15 and 20 Amp

Surge arrester breakers
- Two single pole breakers and one surge arrester, 15 and 20 Amp

Surge protection device (SPD)
- Power service entrance surge protection
- Telephone service entrance surge protection
- Coaxial service entrance surge protection

Specification Guide - Loadcentres

Loadcentre enclosures and trims are formed of cold rolled, code gauge steel. All devices are finished with ANSI 61 grey paint (electro deposition painting process).

Description

The combination flush/surface trim is flat and plumb in appearance. The Siemens Type 3R Loadcentre features industry exclusive gasketed door for improved weatherproof protection. The enclosures and interiors provide 4¼" (108 mm) side wiring gutters for branch circuits. Main bus bars are formed of cold rolled, one piece tin plated (acid bath tin, zincate process) aluminum. Copper bus is also available. Main lugs, neutral assemblies, and ground bars are suitable for copper or aluminum conductors and comply with the requirements of CSA. The extended capacity fully distributed neutrals give a neutral termination at every breaker position, and is mounted, along with bus bars, on a base part made of engineered resin. CSA listed for 60/75ϒC wiring applications; ratings are as follows: loadcentre main terminals 60/75ϒC cu/al wire; branch breaker terminals–60/75ϒC cu/al wire. All loadcentres are CSA listed under file #13069.

Individual circuit breakers are thermal magnetic, quick-make quick-break, trip free, plug-in construction. All two and three pole breakers are common trip. All circuit breakers are CSA listed under file #14374.

*Series rating labels on all loadcentres.



Loadcentres

Product Features and Customer Benefits



Made in Canada, for Canada: Faster delivery and better service. Buying Canadian supports Canadian manufacturing

Straight in wiring design: Helps reduce the need to bend cables and wires

Combination slot/Robertson™ neutral and ground screws: Allowing for installation flexibility, enabling simple, one-tool installation and speed wiring

Both aluminum and copper bus bars: Meets any specification and job site requirement

Extended capacity fully distributed neutrals: Easily accessible, reduces installation time and simplifies wiring

Gasketed hinge door with outdoor loadcentre: Provides easy installation and improved weatherproof protection

Indoor loadcentres (type 1) can be mounted for either top or bottom feed: Meeting job site requirements and reducing cable waste

Suitable for up to 22 kA short circuit current rating: Provides increased high fault current protection

Combination flush/surface trim in three colours: Meets any application need

Patented INSTA-WIRE™ neutrals and ground bars: Allows for faster installation as screws are backed out, ready for wire insertion

Factory installed ground bars: Reduces installation time and cost, no need to order additional ground bar kits

A flexible extruded plastic base pan: Makes breaker installation and removal quick and easy

Concentric knockouts: Makes wiring easy

Features and Benefits

Siemens provides the broadest product portfolio related to single and multifamily applications. Flexibility, innovation and quality are the hallmarks of Siemens products for single and multi-family applications providing the customer with unmatched value. One example is our quick-make quick-break circuit breakers which give homeowners peace of mind and fast acting circuit protection. Our whole house surge protection solutions, arc fault and ground fault circuit interrupters provide additional protection against the risks of electrocution, fire hazard and property damage. With the comprehensive selection of options and accessories, Siemens loadcentres and breakers are the smart choice for the conscientious customer.

Loadcentres

Catalogue Numbering System

Catalogue Numbering System①

SEQ	24	100	SM	D	-	-	W

Panel Type

EQL = 1-Phase main lug
SEQ = 1-Phase main breaker
EQ4 = 3-Phase, main lug and main breaker
EQG = Generator panel
*Note: For EQG 2 Pole Generator panel, the NSN (none switched neutral) is added to the part number. Ex: EQG860NSND

Number of Circuits

Maximum number of circuits

Main Ampere Rating

Ex: 100 = 100 Amp

*Note: It comes with the type of main breaker for EQ4 3-Phase
Ex: BQ100 = 100 Amp

Main breaker mounting position for SEQ loadcentres only

Blank = Standard top mounted
SM = Side mounted

Door

Blank = Without door

D = With door
* For SEQ loadcentres only. The doors for EQL,EQ4, EQG and SEQ Type 3R loadcentres are factory installed.

Type of Bus Bar

Blank = Aluminum
C = Copper

Enclosure Type

Blank= Type 1
R= Type 3R

Colour

Blank = Grey
W = White
B = Beige
*Only available for EQL and SEQ loadcentres.
EQL white/beige and SEQ white/beige are only available with door.

EQ442225

EQG860NSND

EQL12125D



SEQ24100SMCR

SEQ32200

① The Catalogue numbering system applies only to EQL, EQL Type 3R, SEQ, SEQ Type 3R, EQ4 and EQG loadcentres.

Selection and Ordering Data

W0408ML1125

2-POLE GFCI

SPA panel package, 3R enclosure 120/240V 1 Phase 3 Wire

Number of Circuits	Package Catalogue Number	Main Amps.	GFCI Included	Enclosure Dimensions - Inches (mm) H	W	D	Hubs (sold seperately) Conduit Size (")	Catalogue Number
4/8	**W0408ML1125-20**	125	QF220	$12^{1/4}$ (312)	6 (153)	$4^{1/4}$ (108)	Cover	**ECHS000**
	W0408ML1125-30		QF230				3/4	**ECHS075**
	W0408ML1125-40		QF240				1	**ECHS100**
	W0408ML1125-50		QF250				$1^{1/4}$	**ECHS125**
	W0408ML1125-60		QF260				$1^{1/2}$	**ECHS150**
							2	**ECHS200**
							$2^{1/2}$	**ECHS250**

Each package also includes a 4-point ground bar and French instructions.

EQS260

Circuit Breaker Enclosures for Service Entrance and Commercial Use

EEMAC 1 Enclosure (Indoor) 1 phase 3 wire 240V AC Max.

Breaker Range	Catalogue Number	Main Amps.	Number of Poles	Dimensions - Inches (mm) H	W	D	Lug Data
15-60A	**EQS260*①**	60	1,2	$7^{3/4}$ (197)	5 (127)	$2^{3/4}$	14-4 (70)
15-125A	**EQS2125*①**	125	1,2	13 (330)	$6^{5/8}$ (168)	$3^{3/8}$	14-2/0 (86)

*Does not accept quad type breaker.

WEQ60-4

EEMAC 3R Weatherproof Enclosure, 1 phase 3 wire 240V AC Max.

Full Module Circuits	Catalogue Number	Main Amps.	Dimensions - Inches (mm) H	W	D	Weight lbs.	Hub② Type
3	**WEQ60-4①③**	60	$10^{1/4}$ (260)	$9^{1/2}$ (241)	$5^{5/8}$ (143)	8	HR
2/4	**W0204ML1060①③**	60	8 (204)	5 (127)	$4^{1/4}$ (108)	4	HA
4/8	**W0408ML1125③**	125	$12^{1/4}$ (312)	6 (153)	$4^{1/4}$ (108)	7	HS

Key Features:
Outdoor EEMAC 3R enclosure
- Accepts plug-in Q type breakers
- One piece bus bar construction
- Combination trim flush/surface

Remark:
① The panels will not accommodate a 2 pole ground fault breaker (GFCI) or breaker with shunt trip.
② Hubs sold seperately
③ Not to be used as service entrance.

Hubs

Catalogue Number	Conduit size (')	Catalogue Number	Conduit size (')
ECHA075	3/4	**ECHS075**	3/4
ECHA100	1	**ECHS100**	1
ECHA125	1 1/4	**ECHS125**	1 1/4
ECHR075	3/4	**ECHS150**	1 1/2
ECHR100	1	**ECHS200**	2
ECHR125	1 1/4	**ECHS250**	2.5
ECHR150	1 1/2		