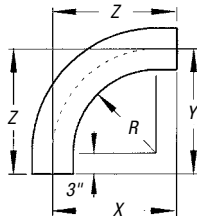


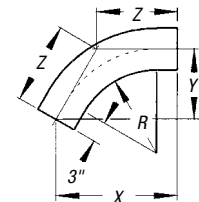
## Aluminum Tray



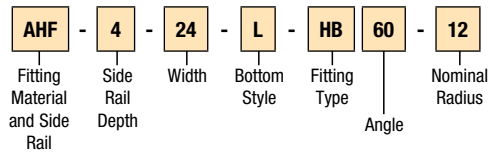
90° Horizontal Bend



60° Horizontal Bend



### Catalog Numbering System



### Selection Guide

Inside Tray Widths: 6, 9, 12, 18, 24, 30, 36

Angle: 90°, 60°

Nominal Radius: 12, 24, 36, 48

Bottom Styles: L- Ladder, V- Ventilated, S- Solid

Side Rail Depth: 4" - 7"

### H-Style 90° Horizontal Bends

R	NOMINAL RADIUS		DIMENSIONS	
	WIDTH	CAT. NO.	X	Y
12	6	AHF(*)-06-(*)-HB90-12	18	18
	9	AHF(*)-09-(*)-HB90-12	19½	19½
	12	AHF(*)-12-(*)-HB90-12	21	21
	18	AHF(*)-18-(*)-HB90-12	24	24
	24	AHF(*)-24-(*)-HB90-12	27	27
	30	AHF(*)-30-(*)-HB90-12	30	30
24	36	AHF(*)-36-(*)-HB90-12	33	33
	6	AHF(*)-06-(*)-HB90-24	30	30
	9	AHF(*)-09-(*)-HB90-24	31½	31½
	12	AHF(*)-12-(*)-HB90-24	33	33
	18	AHF(*)-18-(*)-HB90-24	36	36
	24	AHF(*)-24-(*)-HB90-24	39	39
36	30	AHF(*)-30-(*)-HB90-24	42	42
	36	AHF(*)-36-(*)-HB90-24	45	45
	6	AHF(*)-06-(*)-HB90-36	42	42
	9	AHF(*)-09-(*)-HB90-36	43½	43½
	12	AHF(*)-12-(*)-HB90-36	45	45
	18	AHF(*)-18-(*)-HB90-36	48	48
48	24	AHF(*)-24-(*)-HB90-36	51	51
	30	AHF(*)-30-(*)-HB90-36	54	54
	36	AHF(*)-36-(*)-HB90-36	57	57
	6	AHF(*)-06-(*)-HB90-48	54	54
	9	AHF(*)-09-(*)-HB90-48	55½	55½
	12	AHF(*)-12-(*)-HB90-48	57	57
36	18	AHF(*)-18-(*)-HB90-48	60	60
	24	AHF(*)-24-(*)-HB90-48	63	63
	30	AHF(*)-30-(*)-HB90-48	66	66
	36	AHF(*)-36-(*)-HB90-48	69	69

### H-Style 60° Horizontal Bends

R	NOMINAL RADIUS		DIMENSIONS		
	WIDTH	CAT. NO.	X	Y	Z
12	6	AHF(*)-06-(*)-HB60-12	17½	10%	11¼
	9	AHF(*)-09-(*)-HB60-12	18¾	10%	12½
	12	AHF(*)-12-(*)-HB60-12	20¼	11%	13%
	18	AHF(*)-18-(*)-HB60-12	22¼	13%	15%
	24	AHF(*)-24-(*)-HB60-12	25¼	14%	16%
	30	AHF(*)-30-(*)-HB60-12	27%	16%	18%
24	36	AHF(*)-36-(*)-HB60-12	30½	17%	20%
	6	AHF(*)-06-(*)-HB60-24	27%	16%	18%
	9	AHF(*)-09-(*)-HB60-24	29¾	16%	19¾
	12	AHF(*)-12-(*)-HB60-24	30½	17%	20%
	18	AHF(*)-18-(*)-HB60-24	33¼	19%	22¼
	24	AHF(*)-24-(*)-HB60-24	35¼	20%	23¼
36	30	AHF(*)-30-(*)-HB60-24	38¼	22%	25½
	36	AHF(*)-36-(*)-HB60-24	40%	23%	27¼
	6	AHF(*)-06-(*)-HB60-36	38¼	22%	25½
	9	AHF(*)-09-(*)-HB60-36	39¾	22%	26%
	12	AHF(*)-12-(*)-HB60-36	40%	23%	27¼
	18	AHF(*)-18-(*)-HB60-36	43½	25%	29
48	24	AHF(*)-24-(*)-HB60-36	46¼	26%	30¼
	30	AHF(*)-30-(*)-HB60-36	48¼	28%	32¼
	36	AHF(*)-36-(*)-HB60-36	51¼	29%	34%
	6	AHF(*)-06-(*)-HB60-48	48¼	28%	32¼
	9	AHF(*)-09-(*)-HB60-48	49¾	28%	33¾
	12	AHF(*)-12-(*)-HB60-48	51¼	29%	34%
36	18	AHF(*)-18-(*)-HB60-48	53%	31%	35¼
	24	AHF(*)-24-(*)-HB60-48	56¼	32%	37%
	30	AHF(*)-30-(*)-HB60-48	59¼	34%	39%
	36	AHF(*)-36-(*)-HB60-48	61¼	35%	41%

(\*) Insert side rail depth. (\*\*) Insert bottom style to complete Catalog Number.

Includes one pair of splice plates with hardware.

T&B aluminum cable tray is composed of two distinct systems — H-Style and U-Style. These systems are interchangeable.