

---

**TECHNICAL DATA SHEET**

# Type LTXE – Extreme Temperature, CE Certified Liquid-tight flexible metallic conduit

## ***T&B Liquidtight Systems®***



Extreme Temperature, CE Certified Liquid-tight Flexible Metallic Conduits provide excellent performance in extreme low and high temperature environments

**Certifications / Standards:**



---

**Features & Benefits:**

- Designed to meet UL 360 ID/OD dimension requirements
- Full compliance to IEC 61386-1, -23 requirements, CE Certified
- Wide temperature range from -60 to +150°C (-76 to +302°F)
- Trade sizes from 3/8" to 4" (12mm to 103mm)
- Coordinated performance with Series 52/53 Steel Fittings
- Ingress protection ratings aligned with industrial enclosures
- Smooth extruded jackets provide best performance with fittings

---

**Applications:**

- The LTXE flexible metallic conduit is used in extremely high temperature applications such as commercial ovens and refrigeration, industrial furnaces and foundries
- Ideal for machine and equipment, OEMs, panel builders and industrial, light manufacturing, commercial and outdoor installations
- Liquid tight applications against water, oils and mild acids
- For use in electrical circuits up to 1,000 V

---

**Construction / Material / Finish:**

- Hot-dipped zinc galvanized steel core
- TPR (Thermoplastic Rubber), extruded smooth jacket
- Ink jet printed ratings and technical information
- Full range of trade sizes from 3/8" to 4" (12 to 103mm)
  - 3/8" to 1-1/4", Square Lock design with cord filler
  - 1-1/2" to 4", fully interlocked design
- Color: Black (Standard)

---

**Environment ratings:**
**Working Temperature:**

- Gen: Dry: -60 to +150°C (-76 to +302°F)  
Dry: -60 to +165°C (-76 to +329°F) Intermittent
- IEC/CE: Gen: -45 to +105°C (-49 to +221°F)

**Chemical resistance guide:**

- See publication TDS000117

---

**Conforms to:**

- IEC 61386-1, -23, Conduit Systems for Cable Management
  - EU Doc: EC-012-16-157
- RoHS (Restriction of Hazardous Substances Directive)

---

**Standards requirements:**
**Designed to UL 360 and CSA C22.2 No. 56 standards requirements including:**

- ID and OD dimensions

**Meets all IEC 61386-1, -23 standard requirements including:**

- Compression strength - Code 4 Heavy; 1250 N/50mm
- Impact strength - Code 4 Heavy; 6 Joules
- Tensile strength - Code 3 Heavy; 500 N/2 min.

---

**Ingress protection:**

- Provides "Ingress Integrity" between enclosures, fittings, conduits & seals when using LTXE conduits and Series 5300-HT Liquidtight Fittings
- Covers all trade sizes from 3/8" to 4" (12 .. 103mm)

**System ingress rating:**

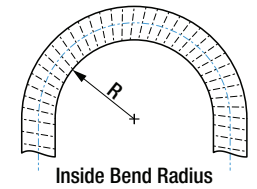
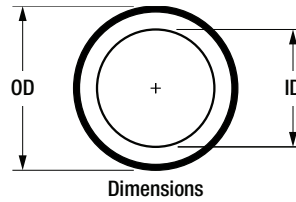
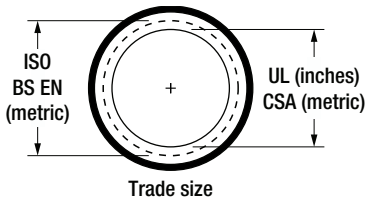
- Products tested and comply with UL 50/50E and CSA C22.2 No. 94 Type Rating requirements
  - Indoor: Type 4, 12, 13
  - Outdoor: Type 3, 3R, 4
- NEMA 250: Type 3, 3R, 4, 12, 13

**IEC system ingress rating:**

- IP ingress protection per IEC 60529 requirements
- IEC ingress Ratings: IP66, IP67

**Type LTXE - Extreme Temperature, CE Certified**  
**Product selection and dimensions**

Product selection														
Trade size						Coil Length								
UL	CSA	ISO BS EN	Carton			Standard reel			Bulk reel			Weight		
Inches	mm	mm	Part No./GID	Feet	Meter	Part No./GID	Feet	Meter	Part No./GID	Feet	Meter	lbs/ft	kg/m	
3/8	12	16	LTXES01B-C	100	30	LTXES01B-K	500	150	LTXES01B-L	1,000	300	0.21	0.31	
			7TAA012LEOR0000			7TAA012LEOR0010			7TAA012LEOR0017					
1/2	16	20	LTXES02B-C	100	30	LTXES02B-K	500	150	LTXES02B-L	1,000	300	0.27	0.40	
			7TAA012LEOR0001			7TAA012LEOR0011			7TAA012LEOR0018					
3/4	21	25	LTXES03B-C	100	30	LTXES03B-K	500	150	LTXES03B-L	1,000	300	0.39	0.58	
			7TAA012LEOR0002			7TAA012LEOR0012			7TAA012LEOR0019					
1	27	32	LTXES04B-C	100	30	LTXES04B-J	400	120	-	-	-	0.56	0.83	
			7TAA012LEOR0003			7TAA012LEOR0013								
1 1/4	35	40	LTXES05B-B	50	15	LTXES05B-E	200	60	-	-	-	0.73	1.09	
			7TAA012LEOR0004			7TAA012LEOR0014								
1 1/2	41	50	LTXES06B-B	50	15	LTXES06B-D	150	45	-	-	-	1.04	1.55	
			7TAA012LEOR0005			7TAA012LEOR0015								
2	53	70	LTXES07B-B	50	15	LTXES07B-C	100	30	-	-	-	1.36	2.02	
			7TAA012LEOR0006			7TAA012LEOR0016								
2 1/2	63	70	LTXES08B-A	25	8	-	-	-	-	-	-	1.88	2.80	
			7TAA012LEOR0007											
3	78	80	LTXES09B-A	25	8	-	-	-	-	-	-	2.10	3.12	
			7TAA012LEOR0008											
4	103	100	LTXES11B-A	25	8	-	-	-	-	-	-	3.32	4.94	
			7TAA012LEOR0009											



Dimensions															
Part number	Trade Size			Minimum inside bend radius				Inches				Millimeters			
	UL	CSA	ISO BS EN	Static		Dynamic		Inside (ID)		Outside (OD)		Inside (ID)		Outside (OD)	
	Inches	mm	mm	Inches	mm	Inches	mm	Min	Max	Min	Max	Min	Max	Min	Max
LTXES01B-*	3/8	12	16	2.0	51	4.0	102	0.484	0.504	0.690	0.710	12.3	12.8	17.5	18.0
LTXES02B-*	1/2	16	20	3.0	76	5.0	127	0.622	0.642	0.820	0.840	15.8	16.3	20.8	21.3
LTXES03B-*	3/4	21	25	4.2	107	6.0	152	0.820	0.840	1.030	1.050	20.8	21.3	26.2	26.7
LTXES04B-*	1	27	32	5.5	140	12.0	305	1.041	1.066	1.290	1.315	26.4	27.1	32.8	33.4
LTXES05B-*	1 1/4	35	40	7.0	178	15.0	381	1.380	1.410	1.630	1.660	35.1	35.8	41.4	42.2
LTXES06B-*	1 1/2	41	50	4.5	114	17.0	432	1.575	1.600	1.865	1.900	40.0	40.6	47.4	48.3
LTXES07B-*	2	53	63	6.0	152	22.0	559	2.020	2.045	2.340	2.375	51.3	51.9	59.4	60.3
LTXES08B-*	2 1/2	63	70	8.0	203	30.0	762	2.480	2.505	2.840	2.875	63.0	63.6	72.1	73.0
LTXES09B-*	3	78	80	10.0	254	36.0	914	3.070	3.100	3.460	3.500	78.0	78.7	87.9	88.8
LTXES11B-*	4	103	100	12.0	305	52.0	1,321	4.000	4.040	4.460	4.500	101.6	102.6	113.3	114.3

Note: Products must be installed in accordance with applicable national and local electrical codes

ABB Installation Products Inc.  
 Memphis, Tennessee  
 tnb.abb.com  
 USA

We reserve the right to make technical changes or modify the contents of this document without prior notice. With regard to purchase orders, the agreed particulars shall prevail. ABB Installation Products Inc. (Formerly Thomas & Betts Corp.) does not accept any responsibility whatsoever for potential errors or possible lack of information in this document.

We reserve all rights in this document and in the subject matter and illustrations contained therein. Any reproduction – in whole or in part – is forbidden without prior written consent of ABB Installation Products Inc. Copyright © 2019 ABB Installation Products Inc. All rights reserved.

Let's write the future.  
 Together. **abb.com**