

UNF, UNL, UNY, UNA unions and EL elbows

Cl. I, Div. 1 & 2, Groups A, B, C, D
 Cl. II, Div. 1, Groups E, F, G
 Cl. II, Div. 2, Groups F, G
 Cl. III

Explosionproof
 Dust-ignitionproof

4F
 4F

Applications:

UNY and UNF unions are installed in threaded thick wall conduit systems:

- UNY – to connect conduit to a conduit fitting, junction box or device enclosure
- UNF – to connect conduit to conduit, or to provide a means for future modification of the conduit system

UNA unions are used in conduit and fitting installations when entrance angle is between 90° and 180°.

EL elbows are installed in conduit run or in box or fitting hub:

- To change direction in threaded rigid conduit run by 90°, or when terminating at a box or fitting

Features:

UNY, UNF and UNL unions have:

- Compact design which permits assembly with a minimum of clearance to other adjacent conduit and/or equipment
- Strong and durable construction

UNA unions:

- Have a single clamping nut on angle, making it both a union and a connector
- Permit conduit joints at angles between 90° and 180°

EL elbows have a smooth interior and are both strong and compact.

Standard materials:

- UNY, UNF unions – 1/2" to 1" and 1 1/2": steel
- UNY, UNF unions – 1 1/4" to 6": Feraloy iron alloy
- UNL, UNA unions – Feraloy iron alloy
- EL elbows – Feraloy iron alloy or ductile iron

Standard finishes:

- Steel – electrogalvanized with chromate treatment
- Feraloy iron alloy, malleable iron – electrogalvanized and aluminum acrylic paint

Options:

Description

Suffix

- Copper-free aluminum..... **SA**

Not available on UNA or 5" and 6" UNY/UNF

Certifications and compliances:

NEC/CEC:

EL 1/2", 3/4", 1"

UNF/UNY -105, -215, -205, -305

UNL -105, -125, -215, -205

- Class I, Divisions 1 & 2, Groups A, B, C, D
- Class II, Division 1, Groups E, F, G
- Class II, Division 2, Groups F, G
- Class III

UNF/UNY -406, -506, -606, -706, -806, -905, -1005

- Class I, Divisions 1 & 2, Groups B, C, D
- Class II, Division 1, Groups E, F, G
- Class II, Division 2, Groups F, G
- Class III

EL, UNF, UNL, UNY – All Sizes

- Class I, Divisions 1 & 2, Groups C, D
- Class II, Division 1, Groups E, F, G
- Class II, Division 2, Groups F, G
- Class III

UNA

- Class I, Divisions 1 & 2, Group D
- Class II, Division 1, Groups E, F, G
- Class II, Division 2, Groups F, G
- Class III

UL standard:

- UL1203

CSA standard:

- C22.2 No. 30

Ordering information:

UNY male



1/2" - 4"

UNF female



1/2" - 4"



5" - 6"



5" - 6"

Hub size	Cat. # UNY	Hub size	Cat. # UNF
1/2"	UNY105	1/2"	UNF105
1/2" female to 3/4" male	UNY215	3/4" to 1/2"	UNF215
3/4"	UNY205	3/4"	UNF205
1"	UNY305	1"	UNF305
1 1/4"	UNY405	1 1/4"	UNF405
1 1/2"	UNY406	1 1/2"	UNF406
1 1/2"	UNY505	1 1/2"	UNF505
1 1/2"	UNY506	1 1/2"	UNF506
2"	UNY605	2"	UNF605
2"	UNY606	2"	UNF606
2 1/2"	UNY705	2 1/2"	UNF705
2 1/2"	UNY706	2 1/2"	UNF706
3"	UNY805	3"	UNF805
3"	UNY806	3"	UNF806
3 1/2"	UNY905	3 1/2"	UNF905
4" ^B	UNY1005	4"	UNF1005
5" ^B	UNY012	5"	UNF012
6" ^B	UNY014	6"	UNF014

UNL 90° angle



Hub size	Cat. #
1/2" to 1/2"	UNL105
3/4" female to 1/2" male	UNL125
1/2" female to 3/4" male	UNL215
3/4" to 3/4"	UNL205

^ASee Certifications and compliances section for classification of each product.

^BNot UL Listed.

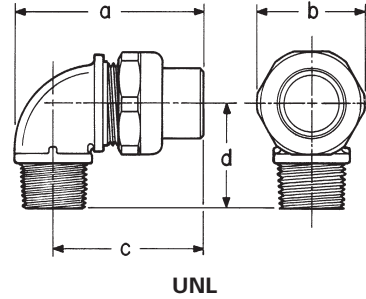
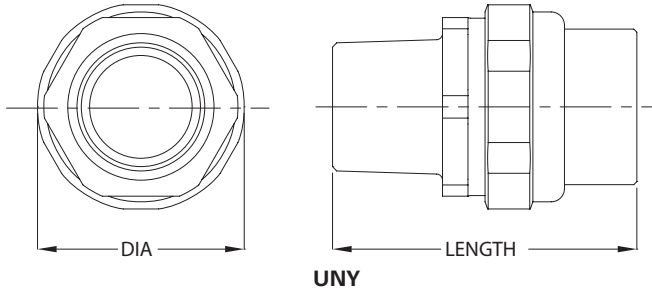
UNF, UNL, UNY, UNA unions and EL elbows

Cl. I, Div. 1 & 2, Groups A, B, C, D ●
 Cl. II, Div. 1, Groups E, F, G
 Cl. II, Div. 2, Groups F, G
 Cl. III

Explosionproof
 Dust-ignitionproof

4F

Dimensions (in inches):



UNY/UNF

Hub size	Material	UNY		UNF	
		Length	Max. dia.	Length	Max. dia.
1/2"	Iron	2 ⁵ / ₈	1 ³ / ₁₆	1 ²⁷ / ₃₂	1 ³ / ₁₆
1/2"	Aluminum	2 ⁵ / ₃₂	1 ¹ / ₂	1 ⁵ / ₈	1 ¹ / ₂
3/4"	Iron	2 ¹¹ / ₁₆	1 ¹ / ₈	1 ³¹ / ₃₂	1 ¹ / ₈
3/4"	Aluminum	2 ⁵ / ₈	1 ²⁵ / ₃₂	1 ²⁹ / ₃₂	1 ²⁵ / ₃₂
3/4" - 1/2"	Iron	2 ⁵ / ₈	1 ¹ / ₈	1 ¹ / ₈	1 ¹ / ₈
3/4" - 1/2"	Aluminum	2 ⁵ / ₈	1 ¹ / ₈	1 ¹ / ₈	1 ¹ / ₈
1"	Iron	3	2 ⁹ / ₁₆	2 ⁷ / ₃₂	2 ⁷ / ₁₆
1"	Aluminum	3	2 ¹ / ₃₂	2 ³ / ₃₂	2 ¹ / ₃₂
1 1/4"	Iron	3 ²³ / ₃₂	2 ¹⁵ / ₁₆	2 ¹ / ₄	2 ¹⁵ / ₁₆
1 1/4"	Aluminum	3 ⁹ / ₈	2 ³ / ₄	2 ¹ / ₄	2 ³ / ₄
1 1/2"	Iron	4 ⁷ / ₃₂	3 ¹ / ₁₆	2 ³ / ₄	3 ¹ / ₁₆
1 1/2"	Aluminum	3 ³¹ / ₃₂	3 ¹ / ₁₆	2 ¹³ / ₃₂	3 ¹ / ₁₆
2"	Iron	4 ⁷ / ₃₂	3 ⁷ / ₈	2 ¹¹ / ₁₆	3 ⁷ / ₈
2"	Aluminum	4 ³ / ₃₂	3 ⁷ / ₈	2 ²¹ / ₃₂	3 ⁷ / ₈
2 1/2"	Iron	5 ¹³ / ₃₂	4 ⁵ / ₃₂	3 ¹ / ₈	4 ⁵ / ₃₂
2 1/2"	Aluminum	5 ¹ / ₃₂	4 ⁵ / ₈	3 ¹ / ₈	4 ⁵ / ₈
3"	Iron	5 ¹³ / ₁₆	5 ¹ / ₁₆	3 ¹ / ₁₆	5 ¹ / ₁₆
3"	Aluminum	5 ²⁵ / ₃₂	5 ⁵ / ₃₂	3 ¹ / ₁₆	5 ⁵ / ₃₂
3 1/2"	Iron	6 ⁹ / ₁₆	5 ¹ / ₁₆	4 ¹ / ₈	5 ¹ / ₁₆
3 1/2"	Aluminum	6 ¹⁵ / ₃₂	5 ⁵ / ₈	4 ¹ / ₈	5 ⁵ / ₈
4"	Iron	6 ⁵ / ₈	6 ¹ / ₁₆	4 ¹ / ₈	6 ¹ / ₁₆
4"	Aluminum	6 ¹⁵ / ₃₂	6 ¹ / ₁₆	4 ¹ / ₁₆	6 ¹ / ₁₆

UNL

Dim.	105	125	215	205
a	2 ¹¹ / ₁₆	2 ¹ / ₁₆	2 ⁷ / ₈	2 ⁷ / ₈
b	1 ¹⁷ / ₃₂	1 ¹³ / ₁₆	1 ¹³ / ₁₆	1 ¹³ / ₁₆
c	2 ¹ / ₁₆	2 ¹ / ₁₆	2 ¹ / ₄	2 ¹ / ₄
d	1 ⁷ / ₁₆	1 ⁷ / ₁₆	1 ⁵ / ₈	1 ⁵ / ₈

● See Certifications and compliances section for classification of each product.

UNF, UNL, UNY, UNA unions and EL elbows

Cl. I, Div. 1 & 2, Groups C, D
 Cl. II, Div. 1, Groups E, F, G
 Cl. II, Div. 2, Groups F, G
 Cl. III

Explosionproof
 Dust-ignitionproof

4F

Ordering information (continued):

UNA



Male
 (with removable nipple)

Male

Hub size	Cat. #
1/2"	UNA16
3/4"	UNA26
1"	UNA36

EL



90° male



90° female



45° female



90° male and female

90° male

Hub size	Cat. #
1/2"	EL195
3/4"	EL295
1"	EL395

45° female

Hub size	Cat. #
1/2"	EL1
3/4"	EL2
1"	EL3
1 1/4"	EL4
1 1/2"	EL5
2"	EL6
2 1/2"	EL7
3"	EL8
3 1/2"	EL9
4"	EL10

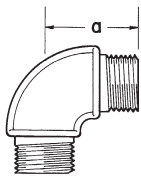
90° female

Hub size	Cat. #
1/2"	EL19E
3/4"	EL29E
1"	EL39E
1 1/4"	EL49E
1 1/2"	EL59E
2"	EL69E
2 1/2"	EL79

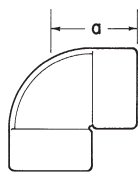
90° male and female

Hub size	Cat. #
1/2"	EL196E
3/4"	EL296E
1"	EL396E
1 1/4"	EL496

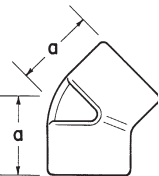
Dimensions (in inches):



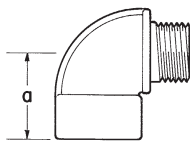
90° male



90° female



45° female



90° male and female

EL

UNA

Male

Hub size	Length	Width
1/2"	4 ⁵ / ₁₆	2 ⁵ / ₈
3/4"	4 ¹³ / ₁₆	2 ⁷ / ₈
1"	5 ¹¹ / ₁₆	3 ¹ / ₂

EL

Hub size	90° male and female			
	45° female	90° male	90° female	90° male and female
a	a	a	a	
1/2"	1 ¹ / ₁₆	1 ¹ / ₁₆	1 ¹⁷ / ₃₂	1 ¹⁷ / ₃₂
3/4"	1 ³ / ₈	1 ⁵ / ₈	1 ³ / ₄	1 ⁵ / ₈
1"	1 ²¹ / ₃₂	1 ⁷ / ₈	2	1 ⁷ / ₈
1 1/4"	1 ³ / ₄	2 ¹ / ₄	2 ¹ / ₈	2 ¹ / ₈
1 1/2"	1 ¹⁵ / ₁₆	4	4	4
2"	2 ¹ / ₄	5	5	5
2 1/2"	2 ³ / ₄	6 ⁷ / ₁₆	6 ⁷ / ₁₆	6 ⁷ / ₁₆
3"	3 ¹ / ₈	7 ¹ / ₈	7 ¹ / ₈	7 ¹ / ₈
3 1/2"	3 ⁷ / ₁₆	8 ¹ / ₈	8 ¹ / ₈	8 ¹ / ₈
4"	3 ⁷ / ₈	9 ¹ / ₈	9 ¹ / ₈	9 ¹ / ₈

Ⓧ See Certifications and compliances section for classification of each product.

Ⓨ Available in copper-free aluminum. To order, add suffix 'SA' to end of catalog number.