

TFX2 LED Floodlights



Catalog
Number

Notes

Type

Hit the Tab key or mouse over the page to see all interactive elements.



TFX2 with Slipfitter Mount



TFX2 with Yoke Mount

Introduction

The TFX2 LED flood luminaire is a cost-effective, energy-efficient, long-life solution for replacing metal halide or HPS floodlights. Delivering 13,200 lumens, the TFX2 can replace up to 250W metal halide while saving 68% in energy costs. Reliable IP66 construction and excellent LED lumen maintenance will ensure a long service life; avoiding the multiple lamp changes of the metal halide luminaires they replace.

The TFX2 is available with integral slip fitter and yoke mounting options. The slip fitter can be used for installation on 2 3/8" outer diameter tenons.

Ordering Information

Color Temp	Lumen Output	Input Power	Efficacy (Lumens per Watt)	Finish	Voltage	Mounting	Catalog Number	CI Code	UPC Code
4000K	13,200	94W	140	Dark Bronze	MVOLT (120V-277V)	Slipfitter	TFX2 LED 40K MVOLT IS DDBXD	*2552MC	193047670241
						Yoke	TFX2 LED 40K MVOLT YK DDBXD	*2552ME	193047670234
5000K						Slipfitter	TFX2 LED 50K MVOLT IS DDBXD	*2581FG	193048041545
						Yoke	TFX2 LED 50K MVOLT YK DDBXD	*2581FK	193048041552

FEATURES & SPECIFICATIONS

INTENDED USE

The TFX2 LED floodlight is designed to provide a cost effective, energy-efficient solution for the one-for-one replacement of existing metal halide or high pressure sodium lighting. The TFX2 is ideal for replacing up to 250W HID luminaires in parking lots, signage, yards, and other floodlighting applications. TFX luminaires deliver a uniform, wide flood distribution.

CONSTRUCTION

The TFX2 LED floodlight features a die-cast aluminum main body with optimal thermal management that both enhances LED efficacy and extends component life. The light engines and housing are IP66 rated, and sealed against moisture or environmental contaminants.

ELECTRICAL

Light engine(s) configurations consist of high-efficacy LEDs and LED lumen maintenance is L90/100,000 hours. 4000K and 5000K color temperature (CCT) options with minimum CRI of 70. Electronic drivers ensure system power factor >90% and THD <20%. All luminaires have 6kV surge protection.

INSTALLATION

The integral slip fitter option (IS) mates with standard 2 3/8" tenons for pole-top mounting. The yoke mount (YK) option allows mounting to solid surfaces and has a 30" SO cord. TFX luminaires are suitable for aiming in any orientation. TFX is rated for installation on ground. Can be tilted from 0° horizontal facing downwards, up to 180° horizontal facing upwards.

LISTINGS

UL Certified to meet U.S. and Canadian standards. Suitable for wet locations. IP66 Rated. DesignLights Consortium® (DLC) Premium qualified product. Please check the DLC Qualified Products List at www.designlights.org/QPL to confirm.

WARRANTY

5-year limited warranty. Complete warranty terms located at: www.acuitybrands.com/CustomerResources/Terms_and_conditions.aspx

Note: Actual performance may differ as a result of end-user environment and application. All values are design or typical values, measured under laboratory conditions at 25 °C. Specifications subject to change without notice.



COMMERCIAL OUTDOOR

One Lithonia Way • Conyers, Georgia 30012 • Phone: 1-800-705-SERV (7378) • www.acuitybrands.com
© 2019 Acuity Brands Lighting, Inc. All rights reserved.

TFX2 LED
Rev. 12/03/19
Page 1 of 2

Pole/Mounting Information

Accessories including bullhorns, cross arms and other adapters are available under the accessories tab at Lithonia's Outdoor Poles and Arms product page. Click here to visit [Accessories](#).

TFX2 - Luminaire EPA

*Includes luminaire and integral mounting arm.
Other tenons, arms, brackets or other accessories are not included in this EPA data.

TFX2 LED	
Angle of Tilt	EPA (ft2)
0°	0.62
10°	0.64
20°	0.76
30°	0.87
40°	0.96
50°	1.02
60°	1.07
70°	1.08
80°	1.10
90°	1.12

Photometric Diagrams

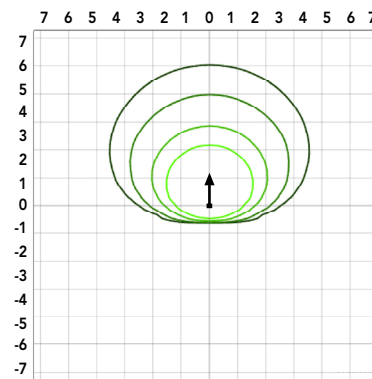
To see complete photometric reports or download .ies files for this product, visit [Lithonia Lighting's](#).

Distances are in units of mounting height (25').

LEGEND

0.1 fc
0.2 fc
0.5 fc
1.0 fc

Luminaires tilted at 45°



Performance Data

Lumen Ambient Temperature (LAT) Multipliers

Use these factors to determine relative lumen output for average ambient temperatures from 0-50°C (32-122°F).

Ambient	Ambient	Lumen Multiplier
0°C	32°F	1.05
5°C	41°F	1.04
10°C	50°F	1.03
15°C	59°F	1.02
20°C	68°F	1.01
25°C	77°F	1.00
30°C	86°F	0.99
35°C	95°F	0.98
40°C	104°F	0.97
45°C	113°F	0.96
50°C	122°F	0.95

Electrical and Lumen Maintenance Data

Electrical Load (Amperage)

Luminaire	Input Power (W)	120V	208V	240V	277V
TFX2 LED Input Current (Amperes)	94W	0.78	0.45	0.39	0.34

Projected Lumen Maintenance

Data references the extrapolated performance projections in a 25°C ambient, based on 6,000 hours of LED testing (tested per IESNA LM-80-08 and projected per IESNA TM-21-11).

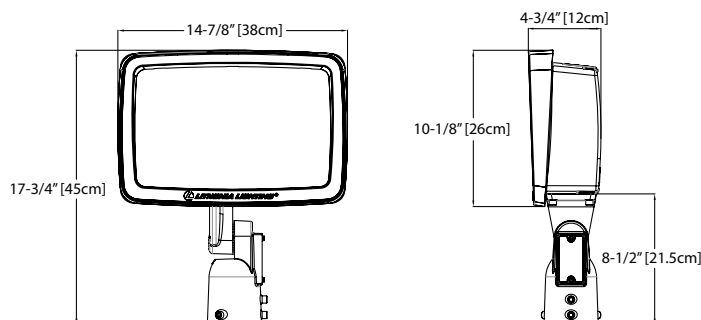
To calculate LLF, use the lumen maintenance factor that corresponds to the desired number of operating hours below. For other lumen maintenance values, contact factory.

Operating Hours	50,000	75,000	100,000
Lumen Maintenance Factor	>0.94	>0.91	>0.90

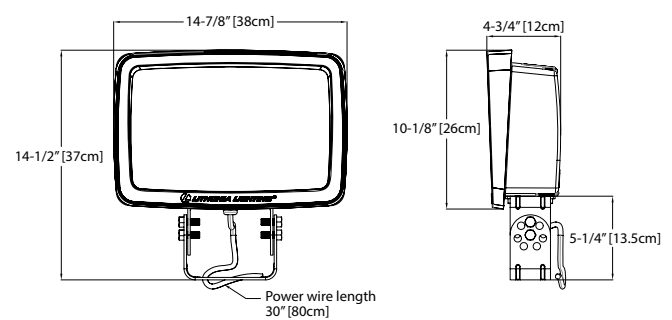
Values calculated according to IESNA TM-21-11 methodology and valid up to 40°C.

Product Dimensions

Weight: 14lbs (6.4kg)



TFX2 with Knuckle Mount



TFX2 with Yoke Mount



COMMERCIAL OUTDOOR

One Lithonia Way • Conyers, Georgia 30012 • Phone: 1-800-705-SERV (7378) • www.acuitybrands.com
© 2019 Acuity Brands Lighting, Inc. All rights reserved.

TFX2 LED
Rev. 12/03/19
Page 2 of 2