

Type QB (1") Combination Arc Fault Circuit Interrupter



Description

Beginning in 2008, the National Electrical Code requires all circuits feeding dwelling areas in residential structures to be protected by Combination Type Arc Fault Circuit Interrupters.

Eaton's Type QB (1") Bolt-on Combination AFCI is available in 15 and 20 Amp configurations. Eaton has also included a diagnostic LED as a standard feature in the QB AFCI which indicates the most recent trip code to assist in troubleshooting.

Design Features

- Arc Fault Detection Methodology Tolerant of Non-compliant Devices
- Lifetime Trip Code retention
- Overvoltage Protection
- Continuous Self-Test of electronic components
- Diagnostic LED to access most recent trip code

Table 1. Type QB (1") CAFCI Selection Chart

Catalog Number	Amps	Poles	kAIC
Standard - Pigtail			
QB1015CAF	15	1	10
QB1020CAF	20	1	10
High - Interrupting - 22kAIC			
QBH1015CAF	15	1	22
QBH1020CAF	20	1	22

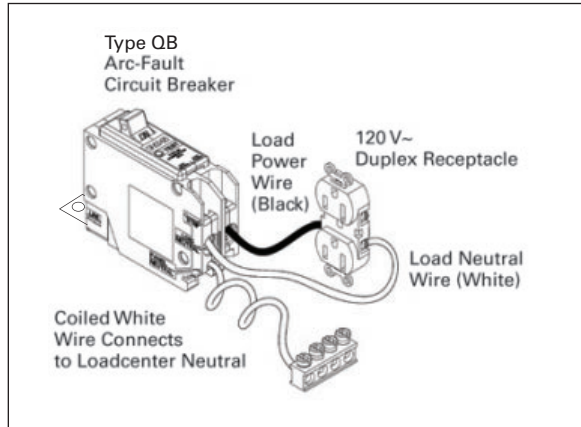


Powering Business Worldwide

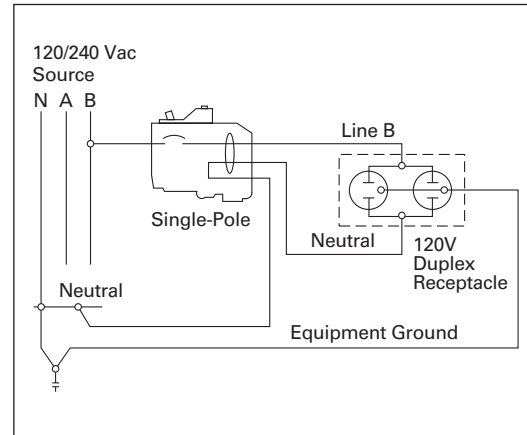
Table 2. Specifications

Catalog Number	QB1015CAF, QB1020CAF, QBH1015CAF, QBH1020CAF
Voltage Requirement	$70 \leq V \leq 160$
Frequency Requirement	60 ± 2 Hz
Power Consumption	0.75W
Surge	In accordance with IEC 61000-4-5
Ambient Temperature	-31°C to 66°C (32°F to 151°F)
Humidity	0% to 93% humidity, non-condensing
Warranty	1 year - From date of installation
Dimming Load	Up to 2,000 Watts verified compatibility with the following systems and controls: Lutron®: • HomeWorks® • RadioRA® • AuroRa® • Grafik Eye® • Wallbox dimmers
UL® Standards	UL 489 - Molded-Case Circuit Breakers, Molded-Case Switches and Circuit-Breaker Enclosures UL 1699 – Arc Fault Circuit Interrupters UL 1998 - Software in Programmable Components
UL File Number	E-7819

Installation



Wiring Diagram

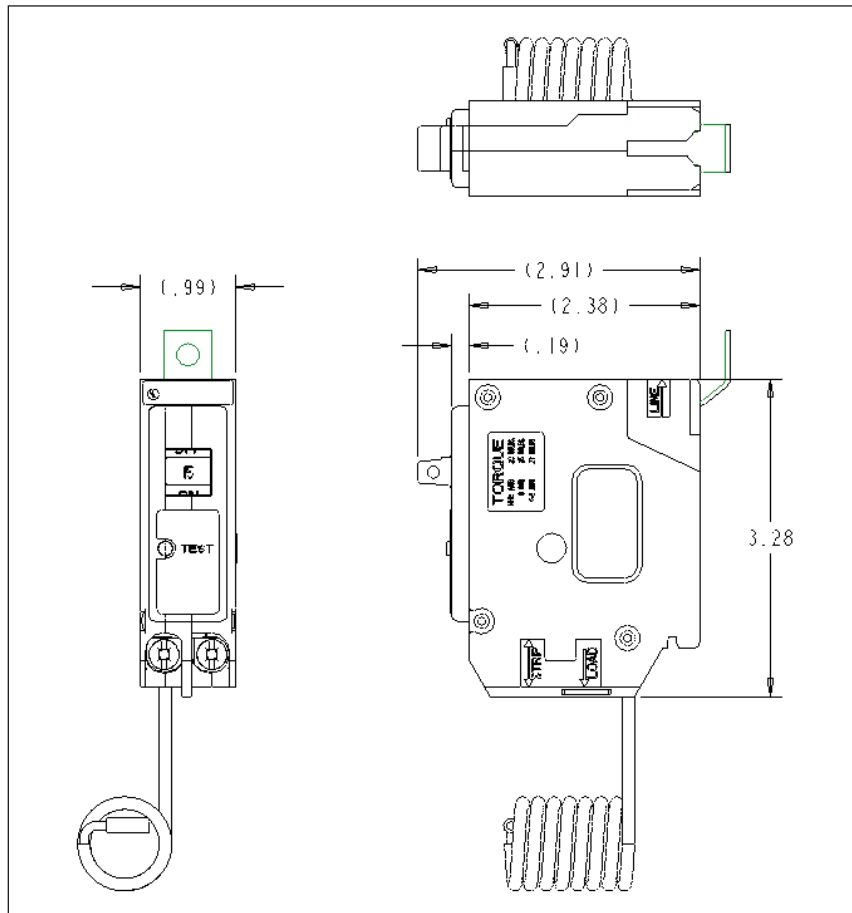


**1-Pole 120 Volt Load Application
 Sourced by 120/240 Vac**

Table 3. Diagnostic Trip Codes (The following Trip Codes are displayed through the Diagnostic AFCI (Catalog number: CHACAFXXX))

Blink Pattern	Description
0	Mechanical Disconnect The breaker has detected an overload, short circuit or was manually turned off
1	Low Current Arc A low current "series" arc has been detected within one of the current pathways. These arcs are typically found in worn or degraded appliance and extension cords, poor connections in appliances or fixtures, or in contacts within equipment
2	High Current Arc A high current "parallel" arc has been detected between two conductors. These arcs are usually found in installed wiring where the wire has been compromised by a nail or screw, tight staple, damaged insulation.
3	Short Delay Short delay is an electronic backup to the short circuit mechanism
4	Overvoltage The breaker will trip if it experiences voltage of 160V RMS or greater. The breaker can be reset and the "TEST" button can be pushed to verify the breaker is working properly
6	Self Test Failure The breaker continually tests the internal electronics and software to ensure the arc fault detection technology is working properly. If the self diagnostics fail, the breaker will trip

Dimensions



Eaton Corporation
Electrical Group
1000 Cherrington Parkway
Moon Township, PA 15108
United States
877-ETN-CARE (877-386-2273)
Eaton.com

© 2012 Eaton Corporation
All Rights Reserved
Printed in USA
Publication No. TD003003EN
August 2012

The National Electrical Code is a registered trademark of the National Fire Protection Association.

Lutron, HomeWorks, RadioRA, AuroRA, and Grafik Eye are registered trademarks of Lutron Electronics Co., Inc.

All other trademarks are property of their respective owners.